



## The Witch Who Tormented The Bell Family

By: Kathryn Tucker Windham

It all happened more than one hundred and fifty years ago, but the tales of the Bell Witch are still Tennessee's most famous ghost tales-and its most amazing

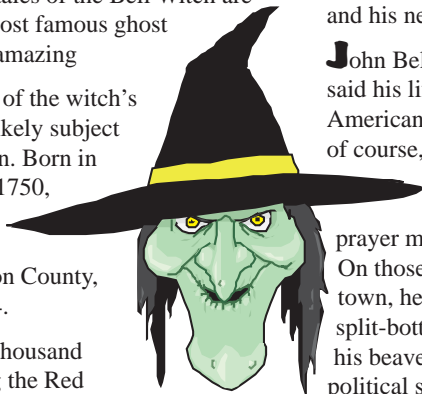
John Bell, victim of the witch's hatred, was an unlikely subject for such a visitation. Born in North Carolina in 1750, he, his wife, and their children moved to Robertson County, Tennessee, in 1804.

Bell bought one thousand acres of land along the Red River, cleared fields, planted orchards, and built a sturdy house for his family. Nearby he built a one-room school where his

children (Jesse, John, Drewry, Benjamin, Zadoc, Richard Williams, Joel Egbert, Esther, and Betsy) and his neighbors' children were educated.

John Bell was a very religious man. Neighbors said his life was guided by the Bible and by the American Constitution with the most emphasis, of course, on the Bible. He had family prayers (kneeling) three times daily, and his house served as a gathering place for prayer meetings and other worship services. On those occasions when he had business in town, he was an imposing figure in his long blue split-bottom coat trimmed with silver buttons, his beaver hat, and his linen stock. His fervent political speeches were credited with helping to win many elections, and he never hesitated to speak out for what he felt was right.

*Please see "Witch" page 6*



## Passing on the Love of the Outdoors and the Heritage of Hunting

By: Rick Beaulieu

The outdoors has always been a key element to our family vacations and our recreational activities. Camping, fishing, hiking, boating, SCUBA and shooting in all environments. As my children grew from diapers to young adults, our family experienced the outdoors in Southwest deserts, mountains, lush valleys, rivers, lakes and oceans in temperatures from over 100F down to the freezing snow.

Around the ages of eight my three children were introduced to firearms on my in-law's ranch outside of San Antonio. First instruction was safety and familiarity with firearms while shooting floating objects in one of the

ranches tanks. Although each one of them had the opportunity to enjoy shooting sports, only my two sons continued their interest. Throughout their young lives my boys increased in skill and knowledge of firearms and the sport of hunting. Although they are now all over 20 years old, they wouldn't think of missing an adventure with my wife and me. Not all of my children like to hunt, but they all love the outdoors and our bonds are stronger for experiencing it together.

I learned a few things as my children grew up that may help others introduce their children to the outdoors and possibly firearms and hunting. Here

*Please see "Heritage" page 21*

### IN THIS ISSUE:

1. Ghost Story
1. Passing the Heritage of Hunting
4. Family Financial Focus
5. Costume Ideas
7. Amazing "Maizes"
9. Homeschooling
12. Winterize your Lawn mower
13. Trick-Or-Treat Safety
14. Send Treats to our Troops
23. UT FOOTBALL

### REGULAR FEATURES:

10. Yucky News
11. Father Knows Jest
15. Jr. Scientist
16. Recipes
15. Crypto-Gram
18. Family Fun Calendar
19. Crossword Sudoku, Word Search, Word Scramble and more!



Visit Our Website at:  
[www.familypastime.com](http://www.familypastime.com)

- **Print Additional Money**
- **Saving Coupons**
- **Enter Contests**
- **Find Cheap Gas**
- **Submit Content**
- **Take Surveys**
- **Read Past Issues**
- **Play Games**
- **Give Us Feedback**
- **And More!**

THE Magazine for the **WHOLE** Family



Keep your data  
**SAFE** with  
 online back-up  
 Backing up  
 important data  
 for local  
 businesses and  
 homes.

Call today for  
 free quote starting  
 at \$10.00 per month

**Commercial and  
 Residential**

[www.logancomputing.com](http://www.logancomputing.com)

423.610.0101



Unique, educational toys  
 from infant to adult  
**Science & Nature,  
 Teacher's Supplies**

3101 Brown's Mill Road #19  
 Johnson City, TN 37604 (423) 283-9578



the **JUMBO-SIZED**  
 magnetic construction set  
 designed for small hands  
 and huge imaginations

Now younger children  
 can experience the fun  
 and mystery of  
 magnetic construction!



**J.D. "BO" WESTMORELAND, D.D.S.**  
 Family and Cosmetic Dentistry



"I wish my teeth were straight but I don't want  
 to have a mouth full of metal."

Doc Bo can help.  
**invisalign**<sup>®</sup>  
 braces  
 WILL straighten  
 your teeth and  
 they are  
 practically invisible!

VISIT  
[www.docbo.com](http://www.docbo.com)  
 for more information



508 Princeton Road, Suite 101 Johnson City, TN 37601  
[www.docbo.com](http://www.docbo.com) Phone: 423.282.2844

## OCTOBER MONTHLY OBSERVANCES

- |   |  |
|---|--|
| <ul style="list-style-type: none"> <li>• Adopt A Shelter Dog Month</li> <li>• Celebrate Sun Dried Tomatoes</li> <li>• Children's Magazine Month</li> <li>• Church Safety and Security</li> <li>• Class Reunion Month</li> <li>• German-American Heritage</li> <li>• Go Hog Wild - Eat Country Ham</li> <li>• Halloween Safety Month</li> <li>• Head Start Awareness Month</li> <li>• Health Literacy Month</li> <li>• Starman Month</li> <li>• Strategic Planning Month</li> <li>• Long Term Care Planning</li> <li>• Lupus Awareness Month</li> <li>• Animal Safety and Protection</li> <li>• Book Month</li> <li>• Breast Cancer Awareness</li> <li>• Caramel Month</li> <li>• Chili Month</li> <li>• Communicate With Your Kids</li> <li>• Construction Toy Month</li> <li>• Cookie Month</li> <li>• Crime Prevention Month</li> <li>• Dental Hygiene Month</li> <li>• Disability Employment Awareness Month</li> <li>• Domestic Violence Awareness</li> </ul> | <ul style="list-style-type: none"> <li>• Down Syndrome Month</li> <li>• Ergonomics Month Link</li> <li>• "Gain The Inside Advantage"</li> <li>• Go On A Field Trip Month</li> <li>• Medical Librarian Month</li> <li>• Orthodontic Health Month</li> <li>• Pajama Month</li> <li>• Physical Therapy Month</li> <li>• Popcorn Poppin' Month</li> <li>• Pork Month</li> <li>• Reading Group Month</li> <li>• Roller Skating Month</li> <li>• Sarcastic Awareness Month</li> <li>• Seafood Month</li> <li>• Spina Bifida Awareness</li> <li>• Spinal Health Month</li> <li>• AIDS Awareness Month</li> <li>• Toilet Tank Repair Month</li> <li>• Polish American Heritage</li> <li>• Positive Attitude Month</li> <li>• Right Brainers Rule! Month</li> <li>• Self-Promotion Month</li> <li>• Spinach Lovers Month</li> <li>• Vegetarian Month</li> <li>• Wishbones for Pets Month</li> <li>• Women's Small Business</li> <li>• Workplace Politics Month</li> </ul> |
|---|--|



THE magazine for the WHOLE family

Help support **Family Pastime Magazine**  
and promote your business by buying a  
business card sized ad **ONLINE**

It's easy.

- 1) Go to [www.familypastime.com](http://www.familypastime.com)
- 2) Click on the "Advertise" button
- 3) Click on "It's simple to order a business card ad online. Just click **HERE**"
- 4) Follow the directions
- 5) See your ad in next month's issue.

**Family Pastime Magazine** is a great way to put your message in front of Families, Parents, Grandparents and Children.



THE magazine for the WHOLE family

Publishers and Editors  
Chris Joker and Floyd Bailey

Advertising Sales:  
Floyd Bailey 423.773.3064  
Chris Joker 423.676.4323

How to contact us  
E-mail: [editor@familypastime.com](mailto:editor@familypastime.com)

To submit items for consideration please e-mail to  
[editor@familypastime.com](mailto:editor@familypastime.com)

Or mail them to:

**Family Pastime Magazine**  
P.O. Box 3161  
Johnson City, TN 37602  
Thank you for your support

**Family Pastime Magazine** is published monthly in Tri-Cities, TN., U.S.A. Distribution of this magazine does not constitute an endorsement of information, products or services. We reserve the right to reject any advertisement or listing, which is not in keeping with the publication's standards. Although every precaution has been taken to ensure the accuracy of published material, we cannot be held responsible for opinions expressed or facts applied by authors. Opinions expressed are not necessarily those of **Family Pastime Magazine**. In no event shall unsolicited material subject this publication to any claim for holding fees or other charges. Family Pastime Magazine reserves all rights. Reproduction in whole or in part without written permission is prohibited.

### Basic Subscription Rate:

For a mere \$15, we will request that a uniformed government employee hand deliver the next 12 issues to a mailbox near you. Send payment to:

**Family Pastime Magazine**  
P.O. Box 3161 Johnson City, TN  
37602-3161



## Are Your College Savings Plans on Track?

If you are a parent of a college student, you've probably already made whatever arrangements you are going to make to meet those hefty tuition payments - and some of these arrangements can involve considerable sacrifice. But if your children are a few years away from heading off to school, you can still take advantage of some attractive college savings vehicles - and the best time to start exploring these options is now.

How important is it to save early and often for college? Just ponder these figures from the 2005-2006 school year: For students attending four-year public colleges and universities, the average total cost was \$15,566, while students at four-year private colleges and universities paid, on average, \$31,916, according to the College Board. These numbers will surely rise for this school year, and, in all likelihood, for the next few years, too. In fact, for the past decade, inflation has been much higher on the college campus than in the world outside.

So, what can you do? What's the best way to save and invest for college? As is the case when you save for retirement, it's a good idea to find vehicles that offer both growth potential and tax advantages. Here are a couple to consider:

- **Coverdell Education Savings Account**

- Depending on your income level, you can contribute up to \$2,000 annually to a Coverdell Education Savings Account (ESA). Your Coverdell earnings and withdrawals will be tax-free, provided you use the money for qualified education expenses. (Any non-education withdrawals from a Coverdell ESA may be subject to a 10 percent penalty.) You can place your contributions to a Coverdell ESA into virtually any investment you choose - stocks, bonds, certificates of deposit, etc.

- **Section 529 savings plan** - In a Section 529 savings plan, you put money in specific investments. All withdrawals will be free from federal income taxes, as long as the money is used for a qualified college or graduate school expense of the beneficiary you've named - typically, your child or grandchild. (However, 529 distributions will appear as income on the child's tax return, which could affect financial aid calculations.) Withdrawals for expenses other than

qualified education expenditures may be subject to federal, state and penalty taxes.

Aside from the tax benefits, a Section 529 savings plan offers other advantages. First, account limits are quite high - you can accumulate more than \$200,000 per beneficiary in many state plans, although special gifting provisions may apply.

And, just as importantly, you can get significant estate-planning benefits from a Section 529 savings plan. Because you can contribute large amounts of money to the plan, you'll be able to reduce the size of your taxable estate. Plus, even though the assets are out of your estate, you retain control of them. You decide who will get the money and when he or she will get it. You can even change the beneficiary to another family member.

Before investing in either a Coverdell ESA or a Section 529 plan, see your tax advisor. Contributions for Section 529 plans are tax-deductible in certain states for residents who participate in their own state's plan. But don't wait too long. While college may look a long way off for your children or grandchildren now, time has a way of sneaking up on you - so don't let it catch you unprepared. **FPT**

*Provided By: Lyndsey Wortman Edward Jones Investment Representative*

### OCTOBER WEEKLY OBSERVANCES

- **LAST week to register to vote: 1-7**
- **Mental Illness Awareness Week: 1-7**
- **Mystery Series Week: 1-7**
- **Carry A Tune Week: 1-7**
- **Newspaper Week: 1-7**
- **Work From Home Week: 1-7**
- **Squirrel Appreciation Week: 1-7**
- **Universal Children's Week: 1-7**
- **Financial Planning Week: 2-8**
- **4-H Week: 2-8 Link**
- **No Salt Week: 2-9**
- **Spinning & Weaving Week: 2-8**
- **Customer Service Week: 3-7 Link**
- **World Space Week: 4-10**
- **Fire Prevention Week: 8-15**
- **Chestnut Week: 8-14**
- **Metric Week: 8-15**
- **School Lunch Week: 8-15**
- **Improve Your Home Office Week: 9-13**

- **Get The World To Beat A Path To Your Door Week: 15-21**
- **Credit Union Week: 15-21**
- **Teen Read Week: 15-21**
- **Character Counts Week: 15-21**
- **Food Bank Week: 15-21**
- **Forest Products Week: 15-21**
- **School Bus Safety Week: 15-21**
- **Freedom From Bullies At Work Week: 16-22**
- **Businesswomen's Week: 16-20**
- **Health Education Week: 16-20**
- **World Rainforest Week: 16-22**
- **Kids Care Week: 22-28**
- **Pastoral Care Week: 22-28**
- **Celebrate Job Loss Week: 23-27**
- **Give Wildlife a Break Week: 23-29**
- **The Magic of Differences Week: 23-29**
- **Save Your Back Week: 23-29**
- **Magic Week: 25-31**
- **Peace, Friendship and Goodwill Week: 25-31**

## Fun Costume Ideas

**B**e "Tickled Pink" by dressing in pink clothes and carrying a feather duster.

**B**e a "Quarter Pounder" by carrying a quarter and a hammer. Whenever someone asks about your costume, put the quarter down and pound it with the hammer.

**B**e a "Leafblower" by attaching a leaf to the front of a baseball cap. Blow on the leaf whenever someone asks about your costume.

**B**e "Dr. Pepper" by pinning chili peppers to your doctor's scrubs.

**B**e a "web surfer" by covering your swimsuit with fake spider webbing.

**B**e "white trash" by dressing entirely in white and sticking milk cartons, white paper scraps, and other white items to your outfit.

**G**umball Machine - multicolored balloons, 1 clear trash bag, and a baseball cap. Cut two holes in the bottom of the bag for your legs and two on the sides for your arms. Blow up the balloons. Step into the bag and secure it at the neck with ribbon or pin it to your shirt. Add the balloons. Now get a piece of paper or cardboard and write 5 cents or some amount and stick the paper onto the hat.

**A** CAESAR SALAD - Put a colander on your head stuffed with lettuce. Put croutons wherever you want. Tie a bottle of dressing around your neck. Make a simple toga from an old white sheet or towel. Find some sandals.

**B**AKED POTATO - Brown tights, socks or sweatpants. A brown garbage bag with holes cut for legs and arms. Stuff with newspaper. Attach around neck without strangling yourself. Use yellow construction paper for a pat of butter on

the tummy or head. Sticking with the potato theme, if you have a baby who wants to get in on the tater-tot costume, wrap him in aluminum foil and he's a "baked potato"!

**T**he Bet--Find a barrel and attach rope so it hangs from your shoulders (and wear shorts underneath, of course!) and carry a sign that says "I LOST!" Have a friend carry a pile of clothes and a sign that says "I WON!"

**R**oadkill--Wear all black, cut lines out of yellow construction paper, and attach them down the front of your outfit. Pin your least favorite stuffed animal to your outfit.

**A** piece of gum stuck on the bottom of a shoe...Tie a sneaker on top of your head, paint your face pink, wear pink clothes.

**D**ining room table - Take a box, at least as wide as your shoulders. Cut the top off, cut a hole in the bottom. Take an old tablecloth, cutting a hole in the middle, and place it on the box. Glue or tape it down. Then tape plastic dishes, silverware and glasses to the top. Add a napkin, some condiments and a centerpiece <your head> and you are a walking dining room table.

**D**rape yourself in red and pasta-colored yarn. Attach "meatballs" also made of yarn!

**P**erson in bubble bath.... nude colored leotard with clumps of batting on it like bubbles... carry bubbles around all night blowing them in everyone's face...

A tube of toothpaste- First, get a white lampshade for the cap to wear on your head. Then dress in sweats that emulate your favorite toothpaste. Then cut out of construction paper the "Crest" with the logo, and safety pinned it to the sweats. For the toothbrush, get a large

sweep broom and turn the handle and tie it on to the stick----\*\*\* it make a brush

**A** fat and lazy Superman. Get a Superman outfit and a Santa Claus Gut and am mix the two of them. Don't shave for a couple of days and then at the party ask people if they need help with the food on their plates or their drinks.

**T**ake a "pumpkin" garbage/leaf bag (those orange bags with pumpkin faces on them that people put on their lawn to gather dead leaves in); make holes for your head and arms, fill the bag with cotton, sponges or anything you have to make it appear full/take up the rest of the space b/w your body and the bag; take some dead leaves and attach them (with tape, staples, glue or whatever) to the outside of the bag -- and other parts of your body and face if you so desire. Instant human leaf bag!

**I**f you want people to wonder what you are, Go as a speedbump Just wear a yellow sweatsuit and paint tire tracks on the back

**B**e a human pancake. Stack and glue together several pieces of round cardboard. Paint them tan and be sure to add some light brown "syrup" on the top. Paint a square piece of cardboard yellow to add a pat of butter on top.

**B**e a walking X-ray. Paint two pieces of cardboard to look like your insides-add ribs, bones and even a heart. Use ribbon to attach them over the shoulders and carry a neon green glow stick. **FPT**

What has webbed feet,  
feathers, fangs and goes  
quackquack? Count Duckula

## Family Specials at Local Restaurants

### El Chico -

2929 Roan St. Johnson City, TN  
**Thursdays 5 pm- close** Children eat for 99 cents off the children's menu

### Fuddruckers -

2519 Knob Creek Road, Johnson City **Mon-Wed**  
**Kids Eat Free After 4:00 pm**  
(1 child with each adult)

### O'Charley's -

112 Broyles Drive, Johnson City  
1920 N. Eastman Road, Kingsport  
3173 Linden Drive, Bristol  
**Kids Eat Free Every Day -**  
(2 children with each adult)

### Pizza Hut - Local Areas

**Tuesday - Family Feast Specials**

### Applebee's -

2100 N. Roan Street, Johnson City  
**Wed - \$.99 Kid's Meal** (12 and under)

### SAHIB Fine Indian Cuisine Johnson City

2312½ Browns Mill Road, next to Days Inn,  
**Kids under 5 eat free.**

If you know of a family special at a local business send the info to editor@familypastime.com so we can add it to next month's list **FPT**



# Witch

*continued from page 1*

In short, John Bell became wealthy and influential with a reputation for genial hospitality, personal integrity, and

Christian discipleship. There was certainly nothing in his background or in his personality to suggest that he would literally be tormented to death by a witch.

Bell first encountered the witch, as the spirit chose to be called, in the late summer of 1817. He was walking through his corn field, estimating the possible size of his crop, when he saw a strange animal sitting between the rows. The creature, which looked like a dog, stared at Bell in a way that made the man feel uneasy. He shot at it, and the animal disappeared among the thick corn stalks.

The episode would probably not have caused Bell any concern had not similar events followed.

Within the next few days one of Mr. Bell's sons, Drewry, saw a huge bird, much larger than a turkey, perched on a fence. A daughter Betsy, on an outing with the other children, reported seeing a little girl dressed in green swinging on the limb of an oak tree near the house. Dean, the trusted servant, told of meeting a peculiar black dog at a certain spot in the road each night.

One summer night in 1818 little Williams Bell, who was only six or seven at the time, was awakened by having invisible hands grab his hair and jerk it with suck force that he feared his head was being pulled off. His frightened screams were drowned out by shrieks from Betsy in her room across the hall. She, too, had felt her hair pulled by rough, unseen hands. It was the beginning of months of torment suffered by the lovely young girl who, with her father, became the major object of the witch's wrath.

John Bell, up to this point, had tried to ignore the supernatural happenings at his home. He did not wish to be ridiculed by his neighbors, he did not want to upset his own family by putting undue emphasis on the strange occurrences, he still hoped to find

a logical explanation for the events-and each day he half expected the intruder to depart. However, when the unseen spirit terrified his children and seemed determined to do them physical harm, John Bell sought help from his close friend, James Johnson, "I know you will find it difficult to believe," John Bell told his friend, "but a demon has taken up residence in our house. I need your help in determining what is causing our trouble."

So James Johnson and his wife spent the night with the Bells. Johnson was a pious man, a lay preacher, and he led the family prayers and hymns before they all retired for the night.

No sooner had the household settled down than the commotion began. That night the spirit demonstrated all her perverse tricks, like a naughty child showing off for visitors. There were knockings, scratchings, gnawins, chairs turned over, chains rattling, covers snatched off, hair pulled, and faces slapped. Nor did the guests escape: the cover was pulled from their bed, and constant bumpings in their room made sleep impossible.

Mr. Johnson became convinced that the deeds were performed by a force which possessed intelligence, and he tried to talk with it. His initial efforts at communication were not successful, but a few months later his theory proved to be correct.

Greatly puzzled by the mystery, Mr. Johnson advised Mr. Bell to make his plight known and to ask other friends to come help with the investigation. From that time until Mr. Bell's death some two years later, the Bell family had a continuous stream of visitors, some neighbors and some from far away. Not one of them was able to rid the house of its hex or to explain the witch's powers.

The visitors, encouraged by Mr. Johnson, tried to entice the witch to talk, to tell what its mission was. After a time it did begin to make a soft whistling sound when spoken to. Then the whistle changed into an indistinct whisper, and finally that whisper grew clear and strong enough to be heard and understood by anyone in the room.

News that the Bell witch could talk created even greater excitement and

brought more visitors to the home. Among the visitors none was more famous or more interested in the phenomenon than was General Andrew Jackson, soon to be elected president of the United State.

Jackson was living at his home near Nashville at the time, and when he heard of the cavortings of the witch at the Bell home he determined to go and investigate for himself. He rounded up some of his fun-loving friends to share the trip. They loaded camping equipment and provisions into a wagon (Jackson did not wish to impose on the Bells' hospitality as so many other visitors had done), and the men set out on horseback behind the wagon.

Jackson reined up his horse to call to a friend, "Were off on a witch hunt to John Bell's place. I'll bet you my best fighting cock against a keg of your best whiskey that the witch is a fraud!" And he rode off.

As the caravan neared the Bell home, the wagon suddenly became stuck on the dry, solid ground. No matter how the driver urged the horses or how hard they strained, the wagon would not budge. Its wheels were locked.

*Please See Witch page 20*

## Instructions: Medium

Fill in the grid so that every row, every column, and every 3x3 box contains the numbers 1 through 9 only once. Look in next month's issue for the answer to this month's puzzle.

S U D O K U	9		6				2		8
		4	2					9	7
		8			9				6
			4	6		2	3		
	2	5			4				1 6
			3	1		9	4		
		6			2				9
		2	5					6	3
	3		8					1	

## Amazing "Maizes"

Mazes date back at least 4000 years to the time of Greek myths. In Roman times, mazes and labyrinths were found in artwork, in the design of floors in homes, public buildings and in the pavement of streets. It is believed that mazes were not considered puzzles, but were used for rituals and processions.

In the centuries that followed, mazes continued to appear in artwork and architecture such as inlays in the floors of the French cathedrals. In Scandinavia, over 600 stone labyrinths lined the shores of the Baltic Sea, with over half of them in Sweden.

Later formal gardens were developed throughout Europe and included puzzle hedges. The garden mazes were developed at the wealthiest castles and palaces to amuse kings and princes. The task was to find the center and then return to the beginning point.

The maze in the gardens at Hampton Court Palace, one of the finest examples in England, was planted by William III (1650-1702).

## East Tennessee

### Beck Mountain Corn Maze and Punkin' Patch

116 Corn Maze Lane, Elizabethton. 423.543.1045  
 Mon-Thurs 9am-8pm Fri. & Sat. 9 am-until, Sun. 1-6  
 Through October 31

- \$5.00, 3 and under free
- \$1 hayride (3 & under free in adults lap)
- \$1 needle in the haystack treasure find.
- \$1 greased pig race entry fee
- \$1 greased pole climb (retrieve flag win \$)
- \$10 for each participant in the A-MAZE-ING RACE (win \$50 if you're the first one out with all your tags)

### FREE STUFF WITH PAID ADMISSION

- Mini hay maze (10 and under please)
- Hay jump
- Pettin' zoo (25 cent feed machines)
- Tic-tac-toe
- Free photo spots
- Granny's Place & playground
- Tug-of-war (winners see losers drug through mud)

**Directions:** From Elizabethton take 19 E towards Hampton. In Valley Forge turn

Left onto Siam Rd. (not the one by the Sheriff's Dept. in Elizabethton). Go 1-½ miles and Follow signs WEB: [www.beckmountaincornmaze.com](http://www.beckmountaincornmaze.com)

### Bonnie Blue Farm Corn Maze and Pumpkin Patch

1746 McKinney Chapel Road  
 Rogersville, TN 37857 (HAWKINS County)  
 Phone: (423) 923-4181 or (423) 923-4276  
[www.bonniebluefarms.com](http://www.bonniebluefarms.com)  
 Open through October 28th.  
 Mon.. - Thurs.: By Appointment Only,

Fri. 6 p.m. - 11 p.m.,  
 Sat. 2 p.m. - 11 p.m.  
 Admission \$7, Children 2 and under free.  
 Two corn mazes one for the child or adult who prefers a lighter challenge and one for the more adventurous at heart. Moonlight Hayride and Maze. Bring your own flashlight or buy a Glowstick when you get there. One of the Corn Mazes will be haunted throughout October. Hayrides, pumpkin patch, petting zoo and concessions.  
 Directions: On website



### Fender's Farm

254 Highway 107

Jonesborough, TN 37659  
 423-753-4469  
[www.fendersmaze.com](http://www.fendersmaze.com)  
 Through Oct. 31

Mon.-Thurs. 3pm-9pm, Fri. 1pm-10pm  
 Sat. 10am-10pm, Sun. 1pm-6pm  
 Admission Ages 12 and up \$7.00 + tax  
 Ages 4-11 \$6.00 + tax 3 and under free  
 Price of ticket includes most all maze activities.  
 WQUT Field of Screams \$6.00 + tax  
 Haunted Barn \$6.00+ tax, 3D Maze \$6.00+ tax  
 Haunted Combo \$15.00+ tax  
 Spookley's Pick your own pumpkin patch  
 Take a hayride and pick your own pumpkin straight from the patch Price: \$3 per pumpkin

Farm animals	Hay jump
Campfires	Hayride
Corn box	Pumpkin patch
Corn cannon	PVC Slides
Corn tunnel	Trikes
Country store	Haunted maze
Cow train	

### The Fruit and Berry Patch

4407 McCloud Rd Knoxville, TN 37938 (KNOX County)  
 Phone: (865) 922-3779

**Email:** [dennisfox@mindspring.com](mailto:dennisfox@mindspring.com)

Open through early November. A 1-acre corn maze for all ages. Fall farm activities for school children available. Also hayrides for groups with a reservation. Evening farm activities with hot dog roasts. Call ahead for information and dates.

### Mason Maze & Dairy Farm

423-568-2498  
[www.mayfielddairy.com/articles/masonmaze2006.htm](http://www.mayfielddairy.com/articles/masonmaze2006.htm)

An exciting place to take the entire family. Groups welcome on field trips, church outings, birthday parties, scout and corporate events.

Navigate the intricately designed 8-acre cornfield maze. Then relax with your favorite Mayfield ice cream and beverages at the 130-year old Mason family historic log cabin. There are many more exciting events to enjoy:

- Hayrides
- Petting Zoo
- Hay Bale Picnics
- Tour the Mason Dairy Farm
- Friday & Saturday Flashlight Nights
- Sunday Bible Trivia
- New Giant Sandbox filled with Corn Kernels

Contact us at for more information or to schedule a group event.

Open: October 31st, 2006  
 Hours: Fri. 5PM – 9PM, Sat. 1PM – 9PM, Sun. 1PM – 5PM, Halloween 5PM – 9PM  
 'Trick or Treat'

Directions to the Mason Maze in Niota, TN: From Interstate 75: I-75 to Exit 56 (Niota). Travel east on Highway 309 for two miles. Turn right on Highway 11-S. At the red light,

*Continued on the next page*

## Corn Mazes

continued from previous page

turn left onto Burn Road. Go two blocks and turn left on Main Street. Take the next right on Green Street and travel 2.1 miles. Turn left on County Road 361 and go 1/2 mile. The entrance is on the left.

From the Mayfield Visitors Center in Athens: Turn left onto Highway 307. Travel 5.5 miles and turn left on County Road 364. Go one mile and turn right on County Road 361 (Mason Road). The maze is a 1/2 mile on the left.

### Myers Pumpkin patch and Corn Maze

3415 Gap Creek Rd Bulls Gap, TN  
423.235.4796

**Web:** [www.myerspumpkinpatch.com](http://www.myerspumpkinpatch.com) Daily and nightly through Oct... (see web for exact times)

\$5.50, children 5 and under free  
The 24 acre corn maze offers visitors a unique outdoor experience. A 10 minute hayride will transport you to the entrance of the corn maize. You can walk your way through 4 miles of trails. They also offer a 9 acre haunted maize as part of the 24 acre cornfield experience. Group discounts are available with advanced reservations.

**Directions:** From I-81, take Exit 23 (Hwy 11-E), turn toward Greeneville, go 1/4 mile, turn left at the BP market. We are located 3 1/2 miles on the left. From Greeneville, take Hwy 11-E, go through Mosheim (past West Greene High School), just before the I-81 junction, turn right at the BP market. 3 1/2 miles on the left.

### Oakes Farm

8240 Corryton Road, Corryton, TN 37721  
(KNOX County)  
Phone: (865) 688-6200

**Web:** [www.oakesfarm.com](http://www.oakesfarm.com)

Admission: \$8 Adults, \$6 Children 6-11 (under 6 admitted free with parent)  
The Works - Maze Admission, Hayride & Pumpkin - Adults - \$12, Ages 6-11 - \$10  
Trail of Doom - Haunted Maze Admission, which also includes admission to the regular maze- Adults - \$12, Ages 6-11 - \$10

- 13 acre professionally designed

maze (one of many designed by national artist Shawn Stolworthy)

- Hay-ride to the pumpkin patch to pick your own pumpkin.
- Browse through the Fall Decoration Station and find everything you need to decorate your home, office, church...
- Book your school, business or church group for a gathering in one of the VIP areas

### Pappy & the Youngn's Farm

3774 Stanley Valley Rd.  
Surgoinville, TN 37873 (HAWKINS County)  
Phone: (423) 357-5939 Cell Phone: (423) 612-5939  
Email: [blairc@planet.com](mailto:blairc@planet.com)

10-acre corn maize, gourds, cushaws, Indian corn, straw bales, pumpkins and corn shocks. Some weekends we have entertainment--call for information. Call ahead for group reservations. Educational tours and fun games for school groups by advance reservation. Picnic area for groups available with advance reservations. During the last week of October the maize will be "spooked." There is a free hayride to and from the maze. **Directions:** Located 3 miles East of Church Hill. Turn onto Bradley Creek Road. Follow to Carter's Valley. Go left for 500 feet and then turn onto Gravelly Road. Follow to Stanley Valley Road. Turn right on Stanley Valley Rd. We are located 6 miles off of 11 W. Additional directions: We are located 3 miles East of Rogersville. Turn onto Stanley Valley Road and follow this road for 13 miles until you reach 3774 Stanley Valley Road.

### Shull's Farm and Corn maze

4249 Roan Creek Road  
Mountain City, TN 37683 (JOHNSON County)  
(423) 291-1117 or (423) 291-1135

**Web:** [www.shullsfarm.com](http://www.shullsfarm.com)

School tours will be offered during the daytime hours for classes who call in advance. Discounts are offered for groups of 25 or more. Open Tuesday through Sunday. Closed on Mondays. A concession stand will be offered with hamburgers, hotdogs, drinks, and French fries. Our corn maze will feature a specially designed Holstein cow with its milk stool. Break our record of 35 minutes to complete the entire corn maze. Gourds, Indian corn, and glow sticks also will be available for purchase. It is recommended that

visitors after dark bring flashlights. In the month of October each Friday and Saturday night will be "Fright Night" in the maze. Bring your family and friends and be prepared to be scared. "Full Moon Nights" will also be available for moon light walks. Call in advance for church group reservations and more information. Located in the Neva Community of Johnson County, we are housed in the black and white Holstein painted barn on 4249 Roan Creek Road. **FPT**

### Sudoku Medium answer from last month

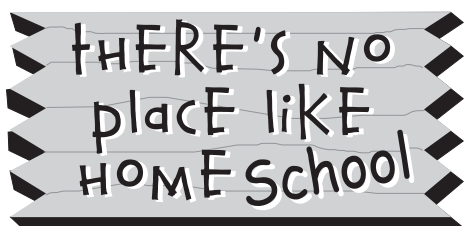
8	5	7	3	9	6	1	2	4
6	3	9	4	2	1	5	7	8
4	2	1	5	8	7	9	6	3
9	7	3	6	4	5	8	1	2
1	8	5	9	3	2	6	4	7
2	6	4	1	7	8	3	9	5
5	4	8	2	6	9	7	3	1
7	9	2	8	1	3	4	5	6
3	1	6	7	5	4	2	8	9

## SUDOKU EASY

### Instructions:

Fill in the grid so that every row, every column, and every 3x3 box contains the numbers 1 through 9 only once. Look in next month's issue for the answer to this month's puzzle.

1	5						8	9
4	8		5		7		2	3
		7		1		5		
	2		9		4		5	
		4		7		2		
	7		1		2		6	
		3		2		6		
7	4		6		5		3	1
8	6						9	2



# Lighting A Fire – Exploring the Many Styles of Homeschooling

By: Lisa Baughn

There is no such thing as a “cookie cutter” or “one size fits all” education in today’s homeschool. Styles are as individual as the children and families they represent, with no two alike. The delightful thing about educating at home is that parents can easily evaluate their children’s strengths, weaknesses, interests, talents, and learning styles. No one knows the bent of their children like parents do, and they can tailor a custom education to inspire their future entrepreneur, astronaut, farmer, ballerina, computer genius, etc.

**F**ormal Curriculum is a traditional approach, similar to most public and private schools, that focuses on textbooks for learning most subjects. A Beka, A.C.E., Alpha Omega, Bob Jones and Calvert are popular choices. Most families take a curricular approach to Math with Math-U-See and Saxon being popular choices. For science, the top choice for many families is the Apologia line, by Dr. Jay Wile, who is spurring home school kids into careers in the field with his phenomenal textbooks.

**U**nschooling is the polar opposite approach, unstructured, informal and child directed. The theory is that kids are naturally curious and will learn on their own, which worked well for the Colfax family in No Cal. They sent 3 sons to Harvard, who became attorneys and physicians.

**T**he Classical Approach has the goal of “teaching children to think” by entering the Great Conversation with the minds of the past. Children go through different stages, and are taught according to the abilities of each stage. The Trivium, as it is called, has a Grammar Stage/Mastery of the Facts ages 6-10, Dialectic Stage/Study of Logic ages 10-14, and a Rhetoric Stage/Use of Language from 14+. Children study Latin, logic, and the regular subjects, with classic literature as a backbone. Some study Greek and Hebrew, and try to read the Bible in

the original languages.

**T**he Charlotte Mason Method relies on whole, living books that make history, literature, geography and science come alive. Charlotte Mason was a British educator in the 19th century and found that textbooks distilled a fascinating world into dry, dreary snippets of information and deemed them twaddle. She thought that great books expand the mind of children and encouraged them to focus on ideas rather than merely learning facts by rote. Observation is important, nature notebooks, history timelines, narration, copywork, fine arts, music and self-motivated learning. The CM method works very well with many children with non-traditional learning styles.

**U**nit Studies are a fun way for kids to learn, wrapped around a passion. A single topic can be studied and cover language arts, math, science, etc. Horses are a terrific example, as you can study horse literature, science, art, and then pull the horse theme into math lessons. Unit Studies can form a whole curriculum or subjects can be studied individually, like the human body.

**T**he Thomas Jefferson Education approach has taken the country by storm the past few years with the goal of “teaching a generation of leaders.” Through a mentoring approach,

reading great books, and discussing them with mentors, it encourages students to become statesman, entrepreneurs and the great thinkers of the future. As Sir Walter Scott said, “All men who have turned out worth anything have had the chief hand in their own education.”


**T**he challenge of choosing a style is to find one that appeals to the parents, since they must teach it, yet takes into account the child’s learning styles, interests and ability levels. Most families find they start off with one style, but different years or children may do better with other styles. Home educators have the flexibility to change and do what works best. The goal is always to light the lifelong fire of self-directed learning, and keep it burning brightly. **FPT**

*Lisa and her husband Dave Baughn moved to Gray, TN, in April of this year, fleeing the hustle and bustle and concrete jungle of Southern California. The Baughns have homeschooled for 7 years. They have adopted a “Lifestyle of Learning” educational style, with an Entrepreneurial flair, using some Charlotte Mason and Classical methods. We welcome your comments, suggestions or questions about home schooling. You can e-mail them to [homeschooling@familypastime.com](mailto:homeschooling@familypastime.com)*

What’s the ratio of a pumpkin’s circumference to its diameter? Pumpkin Pi




**Order your Business Card Ad--ONLINE!**  
**It’s quick and Simple.**  
 go to [familypastime.com](http://familypastime.com), click on the “Advertise” button and follow the simple directions!



# Amazing Spiders

By: Garry K Brantley

Everyone knew that Wilbur was "some pig" and that he was "terrific." Charlotte, a common garden spider that lived near Wilbur, made sure of that. Using her keen ability to use silk? she wrote these words in her web for all to see. That's what happened in E.B. White's tale, Charlotte's Web. Unlike Charlotte, real spiders can't write words, but their webs really are terrific.



*Different kinds of spiders weave different kinds of webs. Some webs are splayed like triangles and funnels. Others like cob webs, are a tangled mass of fluffy silk strands.*

spider silk is the strongest natural fiber known. By weight, certain kinds of spider silk are five times stronger than steel! Spider webs come in all shapes and sizes. One of the most familiar webs is shaped like an orb or circle.

Spiders that make this shape of web are called orb weavers. These spiders first build a frame for the web with firm, dry threads that spread out from the center. The frame looks like spokes on a bicycle wheel. Then the spider weaves a single strand of sticky silk onto this frame in a tight spiral.

**Web-building** spiders are masters at using silk. These spiders have the ability to make several different kinds of silk. The female garden spider, for instance, can produce at least seven silks. Also,

An average garden spider's web is made up of 3 or 4 different kinds of silk and has about 1,500 connecting points. **Amazingly**, it takes about only one hour for a spider to weave such an impressive web. That's fast! **FPT**

### Sudoku Really Hard answer from last month


6	1	5	2	3	4	7	8	9
8	7	9	1	6	5	2	4	3
3	2	4	7	9	8	1	5	6
7	8	2	5	1	3	6	9	4
9	4	3	6	8	7	5	1	2
5	6	1	9	4	2	3	7	8
2	9	7	4	5	6	8	3	1
1	5	8	3	2	9	4	6	7
4	3	6	8	7	1	9	2	5

### Hard answer from last month

7	8	9	4	5	6	1	2	3
2	3	5	1	7	8	6	9	4
4	6	1	9	2	3	7	8	5
9	2	6	5	3	7	4	1	8
8	7	4	2	1	9	5	3	6
5	1	3	6	8	4	9	7	2
6	5	7	3	9	2	8	4	1
3	4	8	7	6	1	2	5	9
1	9	2	8	4	5	3	6	7

### Sudoku Easy Answer From last month

4	2	5	1	9	7	8	6	3
8	9	7	3	2	6	1	5	4
6	1	3	4	5	8	7	2	9
2	5	6	8	4	9	3	1	7
3	4	8	5	7	1	6	9	2
1	7	9	6	3	2	4	8	5
7	6	4	9	1	5	2	3	8
5	3	1	2	8	4	9	7	6
9	8	2	7	6	3	5	4	1



## Family Crypto-Time

A Cryptogram is an encrypted phrase in which each letter represents another letter. The object is to decode the encrypted phrase. Through trial and error you will determine which letters replace which. If you need a clue look on page 18.

**PNLOZG, PNLOZG YNBZ UDP YINLOZG;  
ABIG OLID UDP KULZPIND OLOOZG**

—William Shakespeare

# FATHER KNOWS BEST

By **Chris Joker**

## Gadget Dude...Fellow... Gentleman?

chainsaw and gas grill was recently given 5 ascots by gadgetgentleman.com" as a big selling point... sorry; gadget gentleman

has apparently strayed from the column at hand.

**O.K.** I am not gadget guy but recently a friend who works with EcoQuest loaned me a laundryPure to test. Yes, I did say loaned. She really doesn't get the whole "gadget guy gets to keep the gadget" concept. Anyway this was my first foray into gadget testing so I couldn't really complain. Unless she is reading this column right now in which case she should know that the accepted protocol is that gadget guy GETS TO KEEP THE GADGET!!!! LaundryPure is this cool gadget that hooks to the cold water supply of your house and then the cold-water intake on your washing machine. It uses

some sort of laundry alchemy to clean you clothes in cold water with no detergent. You can also mix your colors and (so I found out)



"Dir..."

if you forget to put them in the dryer right away they don't stink either. I used it to run my regular laundry through and it seemed to work fine. The clothes looked and smelled clean. O.K. here's where I may have crossed the line. One fine August afternoon I found myself with not only my two children but also two from a friend. We were running out of fun things to keep us occupied when I thought, hmmm maybe I could be gadget DAD (and yes, gadgetdad.com is taken. ...hmmm maybe gadgetfather.com or gadgetpoppa.com) anyway, I have

the children change into clean white shirts and clean shorts. I then say, "Get dirty". Actually I got about as far as "Get dir..." and they were out the door. They chose to employ the garden hose, grass and mud technique, an excellent choice, I might add. About an hour, 35 gallons of water, 300 pounds of mud and 20 square feet of sod later, they were sufficiently "Dir..." and not just the shirt and shorts. No, I'm talking socks, shoes, underwear and hair. This is what can happen if gadget gentleman lets his power go to his head. I ran everything but their hair through the laundryPure. I must say, when you consider that their underwear was caked in mud, and I'm pretty sure this happened THROUGH their shorts, it did a fair job. I think nothing short of kerosene and a match could have done better. I have supplied before and after pictures for your perusal.

I think my first foray into gadget-dom went well except for that whole genius/insanity thing.

If you have a gadget you would like me to test (I'm really hoping for that large-screen TV mental remote thingy) just send it to Gadget Gentleman C/O Family Pastime Magazine and we'll run it through



After

its paces. Oh and please don't forget that "Gadget man gets to keep the gadget

thing either.

**A**nd just so you'll know, my friend hasn't asked me to watch her children again since the whole "Get dir..." event. I think it's just a coincidence. **FPT**

They say there is a fine line between genius and insanity. I think I have found that line. In fact, I may have ventured ever so slightly beyond that line. You be the judge of which side I ventured onto.

I always thought it would be the greatest thing ever to be the gadget guy. You know the guy that people send their latest gadgets



Before

to and he gets to test them (and keep them, of course). Wouldn't that be great? Some company sends you the latest 102-inch plasma screen TV with mental remote control and maybe a mental beverage and snack delivery system. You just have to think, "I want to watch the game and I want Nachos and a cold beer too" and-- Boom on comes the game and instantly nachos and beer appear in front of you. As we all know this system is in the works (well it is). The street price on this thing will be like \$30,000 but not for "Gadget guy". NO Gadget guy gets to run it through its paces for FREE (and keep it). I am so excited about the idea of being gadget guy I just checked and, wouldn't you know it, gadgetguy.com is taken. So is gadgetdude.com and gadgetman.com. Available are: gadgetchap.com, gadgetfellow.com and the ever-popular gadgetgentleman.com. Really none of these are cool enough to get you the really awesome gadgets. I just don't see "Our new 300,000 rpm combination bass boat,

## Time to Winterize Your Lawn Mower

Soon, the leaves will change color, the birds will fly South, squirrels will hide acorns and the grass will slip into a dormant state of rest.

Once this pattern begins - in late September in the Northern climates, mid to late October in the Central states - you can throw the cover over your lawn mower and call it a season.

It's going to be several months before the grass needs cutting again.

But when it does, you want to be ready. So take the time now to do a little maintenance on your lawn mower. Here's a checklist to follow:

- Drain oil from the engine and replace with new oil. Old oil contains moisture and acids that will pit bearings and other engine parts, so it's important to change oil prior to storage. Run the engine to warm the oil first. More of

the dirty oil and contaminants will come out if it's warm. Replace with new oil of the type recommended in your owner's manual. Most (or many) recommend Straight S.A.E. 30W.

- Stabilize Fuel. Fuel can deteriorate in as little as 60 days, causing gum and varnish build-up in engines and resulting in hard starting, poor performance and reduced engine life. To prevent this from happening, add STA-BIL Fuel Stabilizer to your tank. It keeps fresh fuel from oxidizing - forming gums and varnishes that clog fuel lines, injectors and fuel filters. It also prevents rust and corrosion in the fuel system by dispersing water so it doesn't collect in the bottom of the gas tank.

After adding the fuel stabilizer, you should run the engine for a few minutes to get treated gas throughout system. Running the engine also circulates the new oil.

- Clean or replace air filter. Foam filters can be washed with soap and water and reused. Soak a cleaned foam filter in fresh oil and

squeeze out the excess oil. If your engine has a paper filter replace it with a new one.

- Check drive belts. Tighten loose belts. Replace belts that look worn or cracked.
- Lubricate. Find any grease fittings and apply lithium grease. Lubricate other parts as instructed by your owner's manual.

Fall is also a good time to remove and sharpen the mower's blade, and to clean grass build-up off the bottom of the mower deck. Take care of these maintenance issues now and come Spring, all you'll have to do is lift the cover off your mower, turn it on and drive away.

Sta-Bil Fuel Stabilizer, manufactured by Gold Eagle Co., is available at lawn and garden and automotive stores nationwide. To learn more about its benefits, log on to [www.goldeagle.com](http://www.goldeagle.com).

*Courtesy of ARA Content*

Where do ghosts buy their food? At the ghostery store



Visit Our Website at:  
[www.familypastime.com](http://www.familypastime.com)

- Print Additional Money Saving Coupons
- Enter Contests
- Find Cheap Gas
- Submit Content
- Take Surveys
- Read Past Issues
- Play Games
- Give Us Feedback
- And More!

THE Magazine for the WHOLE Family

Lizzie's  
Baskets, Gifts, and  
Lawn Announcements  
(423) 477-8562

### Celebrate The New Delivery!

Our storks are hand-painted and carry a heart-shaped bundle with a personalized announcement

Call Lizzie's Baskets & Gifts to order your memorable announcement today!

423-477-8562



# Trick-Or-Treat Safety

**9.** Stick to well lit houses in familiar neighborhoods only  
**10.** Only go to houses with

- 1.** Never trick-or-treat alone. Trick-or-treat in a group, or with your parents! Young children should always go trick-or-treating with an adult.
- 2.** Plan your entire route and make sure your family knows what it is.
- 3.** Make sure that you are wearing a flame retardant costume.
- 4.** Wear reflective strips or light-colored clothes and carry a glow stick or flashlight (it gets dark out there!).
- 5.** Pin a slip of paper with the child's name; address and phone number inside a pocket in case the youngster gets separated from the group.
- 6.** Take a mobile phone with you if possible.
- 7.** Walk, slither, or sneak on sidewalks, not in the street. Do not run, from house to house. Do not cross yards and lawns where unseen objects or the uneven terrain can present tripping hazards.
- 8.** Walk on the left side of the road, facing traffic if there are no sidewalks.

- lights on.
- 11.** Help your child pick out or make a costume that will be safe. Make it fireproof; If masks are worn, they should have nose and mouth openings and eyeholes large enough for good peripheral vision or Wear make-up instead of masks so you can see better. Costumes should not be so long that they are a tripping hazard. (Falls are the leading cause of unintentional injuries on Halloween.)
  - 12.** Bags or sacks carried by youngsters should be light-colored or trimmed with reflective tape if children are allowed out after dark.
  - 13.** Keep your pets inside, so nobody plays nasty tricks on them!
  - 14.** Make sure your costume isn't so long that you trip over it!
  - 15.** Be careful crossing streets. Follow all the regular rules!
  - 16.** Don't accept

- rides, even if the next house seems far away!
- 17.** Don't go inside anybody's house. Stay on the porch to get your candy.
  - 18.** Don't play near lit jack-o'-lanterns.
  - 19.** Wear a watch and establish a return or check-in time.
  - 20.** Be sure and say thank you for your treats.
  - 21.** Give trick-or-treaters a good meal before they head out to discourage tasting along the way.
  - 22.** Have a parent check all your candy before you eat any of it.
  - 23.** Don't eat candy that isn't in its original wrapper.
  - 24.** When in doubt, throw it out.

## Tips for Adults

- If driving use extra caution
- Homeowners should prepare their home for trick-or-treaters by removing obstacles

from the front yard, restraining dogs and other animals, and lighting the house well

- Provide treats that are individually wrapped candy or offer kids nonfood treats, such as stickers and erasers
- Artificial lights and candles are a safer alternative to real candles with a flame that can pose a fire hazard

If going to an adult Halloween party, make sure that you don't drink and drive. Use a designated driver if alcohol is being consumed. **FPT**

**See Dr. Livesay for help with:**

- carpal tunnel
- low back pain
- headache
- fibromyalgia
- neck pain
- sciatica



**DR. CRAIG LIVESAY**

**SPINAL CORRECTIVE CENTER**

**FREE Spinal Check-Up & one 20-minute massage with coupon**

**4100 N. Roan St., Suite 103  
Johnson City, TN 37601  
423.926.8304**

North Roan St.

CVS

Carroll Creek Rd.

Whitewood

Indian Trail Middle School

**"Your lifetime family wellness solution"**

**PREMIER MORTGAGE FUNDING, INC.**

2319 Browns Mill Road, Suite C • Johnson City, TN 37604

MEMBER: WOMENS COUNCIL OF REALTORS and BNI

**Wanda Hall**

Senior Loan Officer  
Residential, Commercial & Construction Loans

Cell (423) 534-9979      Johnson City (423) 929-0222  
 Kingsport (423) 246-0222  
 www.wandahallpm.com      Greeneville (423) 798-0222  
 whall@premierjc.com      Fax (423) 929-0223

**The Natural**

**Health Solutions Center**

Products to Improve your Body's Ability to Heal & Maintain Itself

We Can Help you with:

- Current Health Issues • Athletic performance
- Improving energy and immune systems to stay healthy

www.naturalhealthsolutions.org

518 Alabama St., Bristol, TN 37620 • (423) 968-1536

**BLUE MOUNTAIN I.T. SOLUTIONS**

Proudly Supporting Tri Cities' Small Businesses

- Network Problem Solving
- PC Support & Repairs
- Custom - Built Computers

Friendly - Experienced Technicians

(423)791-6394      www.bmits.com  
support@bmits.com

## The Trick to Sending Treats to Our Troops

(NewsUSA) **A**sk Deborah Crane, and she'll tell you that the trick to sending cheer to our troops serving overseas is to include lots of Halloween candy, masks, decorations - all treats that will put smiles on the faces of the soldiers who receive the special care packages offered by Crane's online business, Treats for Troops.

**S**upporting our troops by sending packages of goodies and love from home is Crane's passion. Over the years, she's sent hundreds of packages to family members and friends in the military.

**B**ut for the uninitiated, sending packages to the troops isn't easy. There are security concerns, Crane said, and "miles of rules and regulations and rolls of red tape," which Treats for Troops



takes care of so the sender doesn't have to.

**F**or Halloween, the company is offering a Halloween Party Pack with lots of candy and treats. There's also a Halloween Grab Bag - a colorful Jack O' Lantern drawstring bag that's over a foot high and stuffed with candy, cookies and spooky monster masks - as well as Junior Grab Bags and Big Bags

serving in the military can send packages filled with treats to a soldier, or group of soldiers, through Treats for Troops' Foster-A-Soldier program.

**I**n addition to themed packages of goodies, Treats for Troops' online store includes many of the basic necessities that people serving overseas appreciate. There are comfortable socks that keep the feet dry, insect repellent, bungee cords, packages of batteries and zip-lock bags that protect everything from snacks to socks. Of course, the store also offers every soldier's favorite: freshly baked chocolate chip cookies.

**W**hile a holiday is a good time to send a package, Crane thinks the gift-giving should continue all year long. "Sending a package lets the troops know they're not forgotten," she said.

**F**or information on how to send a care package and make a soldier smile, visit [www.treatsfortroops.com](http://www.treatsfortroops.com). **FPT**

including phone cards.

**P**eople who don't have family members or friends

### What? You don't have a WEBSITE????

You may be losing business if you do not have a website.

It's a fact, more and more consumers are ONLY doing business with companies that have websites.

**Well, hitch up that horse and buggy and let's get together and plan a web strategy to increase your sales.**



**Web Design**

Interactive CD-ROM  
Business Cards

Full service

423.676.4323 computer graphics  
[www.renderforge.com](http://www.renderforge.com)

PAT & JOHN HITECHEW  
Owners

(423) 282-3761

**JACK MILLER BODY SHOP, LLC.**  
EST. 1948

YOUR  
★ ★ ★ ★ ★  
5 STAR  
MUFFLER DEALER

**FREE ESTIMATES**

200 WESLEY JOHNSON CITY, TN

- SAVE MONEY!
- NO DETERGENT!
- NO HOT WATER!
- NO BLEACH!
- NO FABRIC SOFTENER!



Kills 99.99% of bacteria

Advanced Space Certified Technology treats wash water with oxides and silver to clean your clothes in cold water only!

Call today for your **RISK FREE IN HOME TRIAL**  
- see for yourself!

**Laundry Purifier**  
(423) 232-4096

**ALWAYS WEAR SAFETY GOGGLES, READ ALL INSTRUCTIONS COMPLETELY BEFORE STARTING. OBSERVE ALL SAFETY PRECAUTIONS & ALWAYS HAVE ADULT SUPERVISION!** By: Family Pastime Staff

## Awesome Dry Ice Experiments

**H**alloween is the perfect time for oozing, bubbling, eye-catching science! If you love to perform science demonstrations, Halloween is a wonderful excuse to fill the cooler with dry ice and get ready for a day filled with "ooze" and ahhs! Great Halloween Science!

### SUPPLIES:


**Dry Ice** - Grocery stores use dry ice to keep food cold during shipping. Some grocery stores and ice cream shops will sell dry ice to the public. Bring a cooler and a pair of gloves to protect your hands. If you are planning to perform several dry ice experiments, you will need 5 to 10 pounds.

### What it is:

Dry ice is frozen carbon dioxide. Instead of melting, dry ice turns directly into carbon dioxide gas. Dry ice must be handled with care as it is -110 F. **Never handle dry ice with your bare hands!** It must be handled wearing gloves or using tongs, because it WILL cause severe burns (frostbite) if it comes in contact with your skin. **Never put dry ice into your mouth.** When you drop a piece of dry ice in a bucket of water, the gas that you see is a combination of carbon dioxide and water vapor. So, the gas that you see is actually a cloud of tiny water droplets.

### Disappearing Ice

**Adults** place a regular ice cube on one plate and a similar size piece of dry ice on a second plate. Keep both plates out of the reach of the children. Have the children guess what will happen to the 2 pieces of ice if you leave it on the plate for one hour. Of course, the children are likely to tell you that both pieces of ice will melt, turning into a puddle of water. Allow the children to view the plates after one hour and to discover the



difference between real ice and dry ice. There should be a puddle of water on the plate where the real ice was, but the dry ice plate will be "dry." Where did the dry ice go? Dry ice is not made from water, it's made from frozen carbon dioxide.

The dry ice turned into invisible carbon dioxide gas that disappeared into the air. Magic!

### Burping, Bubbling, Smoking Water

Use the tongs or gloves to place a piece of dry ice in a glass of warm water. Immediately, the dry ice will begin to turn into carbon dioxide gas and water vapor, forming a really cool cloud! This cloud is perfectly safe for the children to touch and feel as long as they do not put their fingers far enough down into the water to accidentally touch the dry ice. To create the best effect, be sure to use warm water. Over time, the dry ice will make the water cold and the "smoking" will slow down. Replace the cold water the warm water to continue the effect.

### Awesome Bubbles

Fill a tall glass or plastic cylinder with warm water and add a squirt of liquid dish soap. Use gloves or tongs to place a piece of dry ice into the soapy water. Instead of the dry ice just bubbling in the water to make a cloud, the soap in the water traps the carbon dioxide and water vapor in the form of a bubble. The children will see the bubbles climb out of the cylinder of warm, soapy water and explode with a burst of "smoke" as they crawl over the edge. Add some food coloring to the water to make the demonstration more colorful. If you want to give the exploding suds an eerie glow, drop a glowing lightstick into the water along with the dry ice. The lightstick will give the bursting bubbles an eerie look.

### Floating Bubble

You'll notice that when you add dry ice to water, the cloud of carbon dioxide and water does not go up into the air, but instead falls towards the ground, because the cloud-like mixture of carbon dioxide and water is heavier than the surrounding air. You'll use this little piece of science trivia to perform the amazing Floating Bubble trick.

A small fish aquarium works well for this activity. Fill the bottom of the aquarium about an inch deep with warm water. Use gloves or the tongs to add a few pieces of dry ice. Of course, the dry ice will begin to smoke turning into carbon dioxide and water vapor.

Using a bubble wand and a bottle of bubble fluid, blow a few bubbles into the aquarium. To everyone's amazement, a few bubbles will appear to float in mid-air in the aquarium. The bubble is really just floating on a cushion of invisible carbon dioxide gas.

### Try a Spooky, Bubbling Beverage

The next time you have a craving for a sparkling beverage, make your own batch using what you know about dry ice. Fill a bowl or pitcher with apple juice and use gloves or tongs to add a few large pieces of dry ice. While the mixture is bubbling and burping, the apple juice is being carbonated by the dry ice. That is, carbon dioxide gas is mixing with the juice to make a "sparkling" drink. Find a spooky looking Halloween caldron that will hold a large batch of apple juice and dry ice. Wait until the dry ice is completely gone before serving the apple juice. It's a spooky, carbonated drink.

### Lightsticks... the Eeeeeerie Glow!

When you bend the lightstick, a small glass tube breaks and the chemicals in the lightstick mix. The result is an eerie glowing light that is safely contained within the walls of the lightstick. Drop a lightstick into your bubbling, dry ice potion for a great eerie effect. **FPT**

## Kid Friendly Recipes



### Halloween Treatzza Pizza

#### SUPPLIES:

- 1 (20.5-ounce) Extra Cheese Pizza
- 2 tablespoons Grated Parmesan Cheese
- Few drops of food coloring, any color
- Halloween cookie cutters

#### HOW TO:

1. Prepare pizza as directed on package.
2. As pizza bakes, mix cheese with food coloring until evenly tinted.
3. Place open-topped Halloween cookie cutters or stencils over hot pizza. (Careful, pizza will be hot!)
4. Sprinkle cheese lightly into cookie cutters. Lift off cookie cutters with both hands to reveal design.

**Makes 4 servings.**

### Spooky Eyeball Tacos

#### SUPPLIES:

- 1 pound ground beef
- 1 (1.1/4-ounce) package Taco Seasoning Mix
- 12 Taco Shells
- 3/4 cup Thick 'N Chunky Salsa
- 3/4 cup Sour Cream
- 1 (2.1/4-ounce) can sliced pitted ripe olives

#### HOW TO:

1. Mix meat and seasoning mix.
2. Shape into 36 (1-inch) balls;
3. Place in 15 x 10 x 1-inch baking pan.
4. Bake at 350 for 15 to 20 minutes or until cooked through.
5. Fill each taco shell with 1 meatball; drizzle with salsa.
6. Top with 2 meatballs dipped in sour cream.
7. Garnish with olives to make "eyeballs."

**Makes 6 servings.**

### Dracula's Turkey Bites With Peanut Sauce

#### SUPPLIES:

- 1-1/2 packages Honeysuckle White® Turkey Breast, cut into 1/2-inch strips
- 1 tablespoon packed brown sugar
- 2 clove garlic, minced
- 4 tablespoon minced onion
- 1 teaspoon ground ginger
- 1/2 cup roasted peanuts, unsalted
- 2 tablespoon lemon juice
- 1/4 cup soy sauce
- 2 teaspoon coriander seed
- 1/2 teaspoon cayenne pepper
- 1/2 cup chicken broth
- 1/4 cup butter, melted

#### HOW TO:

1. Blend all ingredients except turkey, broth and butter for one minute in a blender.
2. Add chicken broth and butter,
3. Blend for another minute.
4. Marinate turkey strips in this mixture for at least six hours.
5. Drain marinade into a saucepan.
6. Bring marinade to a boil, reduce heat and cook for 5 minutes. Use for dipping sauce.
7. Grill or broil turkey strips for 7-8 minutes or until no longer pink.

**Makes 6 servings.**

### Halloween Mummy Dogs

#### SUPPLIES:

- 2 tubes refrigerator pizza dough rolls
- 1 cup grated part-skim mozzarella cheese
- 1/4 cup Freshly grated Parmesan (part-skim) cheese
- Non-stick spray
- 4 tablespoons pizza sauce or pasta sauce
- 8 hot dogs
- Optional pizza toppings: onions, green peppers, olives, etc.
- 1 tablespoon Italian herb seasoning mix (or your own mix of oregano, thyme, parsley, etc.)

#### HOW TO:

**Makes 6 servings.**

### Caramel Apple Quesadillas

#### SUPPLIES:

- 2 (12-ounce) packages STOUFFER'S® Harvest Apples, prepared according to package directions, kept hot
- 1/4 cup granulated sugar
- 1/4 teaspoon ground cinnamon
- 1/4 cup butter
- 10 (6-inch) flour tortillas
- 1 jar caramel ice cream topping

#### HOW TO:

1. COMBINE sugar and cinnamon in small bowl.
2. Melt butter in large skillet over medium-low heat;
3. Heat each tortilla on one side for 3 minutes or until golden.
4. Sprinkle heated side of tortilla with cinnamon-sugar mixture;
5. Keep warm.
6. PLACE tortilla; uncooked side up on cutting board;
7. Top with apples.
8. Fold over;
9. Cut in half.
10. Place on serving plate.
11. Drizzle with caramel topping;
12. Top with whipped cream and almonds, if desired.

**Makes 10 servings.**

1. Preheat oven to 300 degrees
2. Open package of pizza dough, gather ingredients, grate cheese, and dice vegetables.
3. Spray cookie sheet with non-stick spray.
4. Place pizza dough on sheet and cut into 8 squares; press dough thin with fingers.
5. Add pizza sauce to each square.
6. Add hot dogs and other pizza toppings and pizza herbs to taste.
7. "Mummify" the hot dogs by wrapping them completely in the dough and pinching the ends.
8. Bake for approximately 15 minutes or until crust begins to brown.
9. Serve with warm pizza sauce for dip

## Kid Friendly Recipes



### Bat Wings with Swamp Dip

#### SUPPLIES:

- 20 chicken wings (3-1/2 pounds)
- 1/2 cup soy sauce
- 2 teaspoons grated fresh ginger or 1/2 teaspoon ground ginger
- 1/4 teaspoon crushed red pepper
- 1 teaspoon five spice powder
- 2 cloves garlic, minced
- Swamp Dip (see recipe below)

#### HOW TO:

1. Place wings in a plastic bag set in a shallow dish.
2. In a small bowl stir together soy sauce, ginger, crushed red pepper, five spice powder and garlic. Pour over wings.
3. Close bag and toss to coat.
4. Chill in refrigerator several hours or overnight, turning bag occasionally.
5. Remove wings from bag, reserving marinade.
6. Place wings on a foil-lined 15x10x1-inch baking pan.
7. Bake, uncovered, in a 450 degree F oven for 10 minutes.
8. Brush with reserved marinade (discard remaining marinade).
9. Bake 15 to 20 minutes longer or until chicken is tender and no longer pink.
10. Serve with Swamp Dip.

#### Makes 20 appetizers.

**Swamp Dip:** In a small bowl stir together a 8-ounce container of dairy sour cream and 3 tablespoons coarse ground mustard. Garnish with fresh whole chives. Serve with bat wings.

How do you mend a broken Jack-o'-lantern? With a pumpkin patch  
What happened to the guy who didn't pay his exorcist? He was repossessed

### Haunted Pizza

#### SUPPLIES:

- 18 ounce roll refrigerated sugar-cookie dough
- 4 (3.5-ounce) vanilla pudding
- 2 cups chocolate cookie crumbs or 20 chocolate sandwich cookies with white filling, finely crushed
- Assorted whole vanilla wafers, graham crackers, and/or chocolate-filled oval shortbread cookies
- Black, green, red, and white decorator gel icing
- Assorted candies, such as fruit-flavored jelly worms, candy-coated, chocolate-covered peanuts, and gumdrops

#### HOW TO:

1. Preheat oven to 350 degree
2. Grease a 12-inch pizza pan or 3 baking sheets.
3. With lightly floured hands, pat the cookie dough into prepared pizza pan. If using baking sheets, divide dough into thirds and pat each third into a 7-inch circle onto the prepared baking sheets.
4. Bake for 10 to 12 minutes for pizza pan or 8 to 10 minutes for smaller circles of dough, or until edges are lightly browned. Cool on wire rack.
5. Spread vanilla pudding over baked cookie. Sprinkle with cookie crumbs. Cover and chill.
6. While above is chilling, decorate cookie tombstones.
7. Press cookies into pudding layer of pizza. If necessary, support back of cookies with some of the candies. Decorate "graveyard" with candies. Create peering eyes with candy-coated chocolate peanuts; make shoes, feet, and hands with gumdrops; and arrange jelly worms.
8. Cover and chill up to 4 hours before serving.

**Makes 16 to 20 servings.**

What is a ghost's favorite party game? Hideandgoshriek

### Jack-O'-Lantern Cheeseburger Pie

#### SUPPLIES:

- 1 pound ground beef
- 1 medium onion, chopped
- 2 garlic cloves, pressed
- 3/4 teaspoon salt
- 1/2 teaspoon pepper
- 1/4 cup ketchup
- 1 teaspoon Worcestershire sauce
- 1 (15-oz) pack refrigerated piecrusts
- 1 tablespoon prepared mustard
- 3 cups (12-oz) shredded Monterey Jack cheese, divided use
- 2 tablespoons water
- 1 large egg
- Red and yellow food coloring

#### HOW TO:

1. Cook first 5 ingredients in a large skillet over medium-high heat, stirring until beef crumbles and is no longer pink
2. Drain.
3. Stir in ketchup and Worcestershire
4. Cool.
5. Unfold 1 pie crust, and place on a lightly greased baking sheet.
6. Spread mustard evenly over crust.
7. Stir together meat mixture and 2 cups cheese;
8. Spoon onto center of crust, leaving a 2-inch border.
9. Unfold remaining pie crust, and cut out a jack-o'-lantern face, reserving pastry cutouts to use as a stem.
10. Place crust over meat mixture
11. Crimp edges of crust, and fold under.
12. Place stem on top of jack-o'-lantern face.
13. Whisk together 2 tablespoons water, egg, and 1 drop each of red and yellow food coloring
14. Brush over crust.
15. Bake at 425 for 20 minutes
16. Remove from oven, and brush again with egg mixture.
17. Fill eyes, nose, and mouth with remaining 1 cup cheese.
18. Bake 5 to 10 more minutes or until golden brown.

**Makes 6 to 8 servings.**



## Fun Family Events OCTOBER

Send information on your upcoming events to: [events@familypastime.com](mailto:events@familypastime.com) or **Family Pastime** EVENTS P.O. Box 3161 Johnson City, TN 37602-3161

*JCPL Pumpkin Contest bring a painted pumpkin to the Youth Services Desk. Pumpkins on display throughout Oct.... Judging on October 23rd. Categories: Preschool, Grades K-2, Grades 3-5, Grades 6-9, Grades 10-12, and Adults. 434-4458*

- 1** Fire Pup Day, World Vegetarian Day  
**2** Farm Animals Day, Child Health Day  
**3** **JCPL** Mother Goose Time (age 1) 9:30 AM - with Pre-registration, **Two's Time** (age 2) 10 AM - Please Register, **Preschool Pals** (age 3-5) 11 AM - Please Register, **K-1 Story Stretchers** 4:00 PM Please Register  
**4** Ten-Four Day, **JCPL** Mother Goose Time (age 1) 9:30 AM - with Pre-registration, **Two's Company** (age 2) 10 AM, **Preschool Storytimes** (age 3-5) 11 AM  
**5** World Teachers Day, **JCPL** Mother Goose Time (age 1) 9:30 AM - with Pre-registration, **Two's Company** (age 2) 10 AM, **Preschool Storytimes** (age 3-5) 11 AM, **K-1 Story Stretchers** 4 PM Please Register  
**6** Mad Hatter Day, German-American Day, Diversity Day, World Smile Day  
**Sycamore Stitchers** Quilt Show 8 am - 4 pm  
**Irwin**, Unicoi county **apple festival**  
[www.unicoicounty.org](http://www.unicoicounty.org)  
**Jonesborough, Storytelling Festival**,  
[www.storytellingcenter.com](http://www.storytellingcenter.com)  
**7** Frugal Fun Day, **Sycamore Shoals**, Workshop - Dutch oven Cooking 10 am-4 pm 423-543-5808 to register  
**October Knap-In** at Fort Watauga 10 am - 4:30 pm celebrate Tennessee Archaeology Week at Fort Watauga, **Sycamore Stitchers** Quilt Show 8am-4 pm, Oct..... **Bird Walks!** 8 am 423-543-5808  
**Irwin**, Unicoi county **apple festival**  
[www.unicoicounty.org](http://www.unicoicounty.org)  
**Jonesborough, Storytelling Festival**,  
[www.storytellingcenter.com](http://www.storytellingcenter.com)  
**8** Cosmopolite's Day, **Jonesborough, Storytelling Festival**, [storytellingcenter.com](http://storytellingcenter.com)  
**Sycamore Shoals** October **Knap-In** at Fort Watauga 10 am - 4:30 pm celebrate Tennessee Archaeology Week at Fort Watauga, **Sycamore Stitchers** Quilt Show 1 pm - 4 pm  
**9** Leif Erickson Day, Columbus Day,

- Carroll Reece Museum** at ETSU, - "Sweetness on the State Line: A Chronicle of Candy-Making in Bristol, Virginia", running **10/9-1/31/07**  
**10** Hunter's Moon, World Mental Health Day  
**JCPL** Mother Goose Time (age 1) 9:30 AM - with Pre-registration, **Two's Time** (age 2) 10 AM - Please Register, **Preschool Pals** (age 3-5) 11 AM - Please Register, **B & C's - Book & Craft** (2nd - 5th) Please Register 4:00 PM, **TEEN Game Night** 6:30 PM Please Register  
**11** Bring Your Teddy Bear To Work & School Day, **JCPL** Mother Goose Time (age 1) 9:30 AM - with Pre-registration, **Two's Company** (age 2) 10 AM, **Preschool Storytimes** (age 3-5) 11 AM  
**12** Moment of Frustration Scream Day  
**JCPL** Mother Goose Time (age 1) 9:30 AM - with Pre-registration, **Two's Company** (age 2) 10 AM, **Preschool Storytimes** (age 3-5) 11AM, **B & C's - Book & Craft** (2nd - 5th) Please Register 4:00 PM  
**King College Mozart Festival** 250th Anniversary of Mozart's birth  
**13** Navy Birthday, Skeptics Day, World Egg Day **14** Be Bald and Be Free Day, **Jonesborough Library** "The Pharaoh's Curse" **Teen Murder Mystery Night**, 6:30 pm -9 pm Space is limited! To register, 753-1800.  
**Sycamore Shoals** Slagle's Pasture Bluegrass Festival 423-542-9360 or [www.slaglespasture.com](http://www.slaglespasture.com), Oct..... **Bird Walks!** 8 am 423-543-5808  
**Arts Council of Greater Kingsport** Oct..... Arts4Kids **Maskmaking** workshop. 1 p.m.  
**JCPL** Bilingual (Spanish/English) Storytime 1PM  
**E. TN Children's Choir** 20th anniversary concert, 5 p.m., at Hands On! Regional Museum  
**15** Dictionary Day, Grouch Day, Sunday School Teacher Appreciation Day  
**16** World Food Day, Boss's Day  
**17** Mulligan Day, **JCPL** Mother Goose Time (age 1) 9:30 AM - with Pre-registration, **Two's Time** (age 2) 10 AM - Please Register, **Preschool Pals** (age 3-5) 11 AM - Please Register, **K-1 Story Stretchers** 4 PM Please Register  
**18** Black Poetry Day, **JCPL** Mother Goose Time (age 1) 9:30 AM - with Pre-registration, **Two's Company** (age 2) 10:00 AM, **Preschool Storytimes** (age) 11 AM

- 19** Evaluate Your Life Day, Get To Know Your Customers Day, **JCPL** Mother Goose Time (age 1) 9:30 AM - with Pre-registration, **Preschool Storytimes** (age 3-5) 11 AM, **K-1 Story Stretchers** 4 PM Please Register  
**20** Miss American Rose Day  
**21** Reptile Awareness Day, Sweetest Day  
**Sycamore Shoals Oct..... Bird Walks!** 8 am 543-5808  
**22** Color Day, Mother-in-Law Day  
**Gray Library**, "The Pharaoh's Curse" **Teen Murder Mystery Night**, 6:30 pm-9 pm Space is limited! To register, 477-1550.  
**23** Mole Day, TV Talk Show Host Day  
**24** United Nations Day  
**JCPL** **Preschool Pals** (age 3-5) 11 AM - Please Register, **TEEN MYSTERY NIGHT** 6:30 PM-Please Register  
**25** Cartoonists Against Crime Day, Sourest Day  
**JCPL** **Two's Company** (age 2) 10 AM  
**26** Mule Day, **Carter Mansion, Scary Stories** at Broad Street Extension-Elizabethton 7:30-9 pm Free to the Public  
**JCPL** **Two's Company** (age 2) 10AM, **Explorers** (K-5th) 4 PM Please Register  
**27** Cranky Co-workers Day, Frankenstein Friday, Navy Day  
**28** Make A Difference Day, Chocolates Day, Separation of Church & State Day, St. Jude's Day, **Sycamore Shoals Oct..... Bird Walks!** 8 am 423-543-5808  
**Highlands Youth Ensemble Halloween Cabaret**, 5:30 p.m., Theatre Bristol ArtSpace,  
**29** Internet Day, Reformation Sunday  
**Bristol, TN Organ & Trumpet Duo**, Emory & Henry Memorial Chapel, Celebrate of Bristol's 150th  
**JCPL** Movies 2 PM **Monsters Inc.** 3:45 PM **The Haunted Mansion**  
**Highlands Youth Ensemble Halloween Cabaret**, 4 p.m., Nelson Fine Art, Main Street, J.C.  
**30** Devil's Night, Haunted Refrigerator Night, Candy Corn Day  
**31 HALLOWEEN**, Books for Treats Day, Caramel Apple Day, Knock-Knock Jokes Day, Magic Day, UNICEF Day, Scare a Friend Day  
**JCPL** **Preschool Pals** (age 3-5) 11 AM - Please Register



**Witch** *continued from page 6*

Jackson and his friends dismounted and pushed with all their strength, but not an inch did the wagon move. The men moved the wheels to examine them closely, but they found no fault which could account for the stalled wagon.

"It must be the witch," Jackson said, half in jest.

From above the wagon came a caterwauling voice, "All right, General. Go on! I'll talk to you tonight."

The wagon moved easily and quickly toward the Bell home.

Jackson paid his bet—he had found out that the witch was no fraud.

Meanwhile, the witch's conversations increased in frequency and in duration. She enjoyed amazing her listeners with her knowledge of the Bible and of religious matters. She could sing every hymn in the hymnal, could quote any passage in the Bible, and could argue convincingly any question of theology.

She must have been a faithful if unseen attendant at church services, for she would often astound visiting preachers by repeating word for word their prayers, their hymns, their announcements, and their

sermons. She was a talented mimic and could copy voices and inflections perfectly.

She particularly liked to mimic James Johnson whom she called "Old Sugar Mouth" because of the "sweet words he says when he prays and preaches."

Perhaps even more amazing than her interest in religion was her custom of reminding guests of events in their past, often -happenings that had occurred miles away. In fact, the witch began making nightly reports of all the doings in the community. Many residents, it is said, improved their conduct for fear their misdeeds would be reported publicly by the witch. She seemed to 'be able to be everywhere, see everything hear everything and most dangerous of all, tell everything!

Her religion was only on the surface, however, and did not prevent, her from bedeviling Mr. Bell and Betsy unmercifully. She seems to have hated Mr. Bell and to have envied Betsy. The rest of the family she tolerated, and she even had Real affection for Mrs. Lucy Bell.

Many examples are recorded of the witch's devotion to Mrs. Bell, but perhaps the most amazing show of concern came during a time when Mrs. Bell was ill with pleurisy. The witch (she was called Kate although nobody ever knew whether the spirit was male or female—the subject of its true identity was one topic the

witch refused to discuss) visited Mrs. Bell each morning during her illness and tried to cheer her by singing to her.

One verse from a song sung daily by Kate ended with the words,

"Troubled like the restless sea,

Feeble, faint and fearful,

Plagued with every sore disease,

How can I be cheerful?"

Neighbors nursing Mrs. Bell never failed to weep at the witch's plaintive, sweet rendition of the sentimental song.

It was during the same illness that Kate, the witch, brought Mrs. Bell a gift of hazelnuts to tempt her appetite.

"Hold out your hands, Lucy, and I will give you a present," the witches voice instructed.

A shower of hazelnuts fell from the ceiling into Mrs. Bell's outstretched hand. Then when Mrs. Bell observed that she could not eat the nuts because they were not cracked, their shells were cracked by strong, unseen hands, and then laced carefully on the bed beside Mrs. Bell. People in room who witnessed the event looked in vain for openings in the walls or ceiling but they found no crevice through which the nuts could have come.

A few days later they were equally amazed

*Please see "Witch" page 22*

**HEALTH MATTERS**

By: Patsy Meridith



Most of us love our pets like family. That's why we think their nutrition is as important as our own. Conventional pet foods can contain diseased animal by-products, as well as artificial preservatives, flavors and colors. Our premium pet nutrition products by Solid Gold, are made from human-grade USDA-approved meats and high-

fiber grains, with no by-products, fillers or anything artificial. Preserved with natural antioxidants, they contain no harmful chemicals such as BHA or BHT. For over 30 years, Solid Gold has been dedicated to using only the best quality ingredients and avoiding most common allergens, such as wheat, corn and soy, which can contribute to chronic ear infections, skin conditions and stomach upset.

**Advertise in Family Pastime Magazine!**

Help support the only local publication dedicated to families.

Advertise your business in **Family Pastime Magazine.**  
Call Floyd at **423.773.3064**

# Heritage

*continued from page 1*

are some recommendations I developed to share with other families with growing children.

## 1. INVOLVE THEM IN YOUR PASSION

There is no age limit for keeping your child involved in the outdoors or the hunting portion of your life. Even if they are still too young to go with you, talk with them before you go on your trips and let them help get your gear ready. While you are out on your adventures pick-up those turtle shells, turkey feathers, arrowheads, antlers or just that strange looking rock and bring it back to the house. Every time you come back from an outdoor trip your child will want to know what you found. Their interest in the outdoors and nature will grow.

## 2. EXPOSE THEM TO NATURE

The best way to keep children interested in the outdoors is to take them out and let them see wild animals. Take them into the woods. Although they don't have to see something to have a good time, they will tell everyone about the animals that they do see. Let them explore; even if you see something yourself, let your child be the one to find it. It will eventually make them a better woodsman and hunter than you.

## 3. FIREARM SAFETY & ETHICS

When a child is mature enough to shoot a firearm or bow and arrow (and show an interest), you need to make sure they learn safety before anything else. Take no short cuts. How they see you handle your ammo and weapon will be what they do for the rest of their lives. It is strongly recommend that you enroll the child in a hunter's safety class offered by state agencies or local rod and gun clubs. These organizations are well suited to teach children both safety and ethical conduct when hunting. Rod and Gun Clubs usually have a lot of activities aimed at children and they make it fun for them.

## 4. PRACTICE

After your child understands the importance of safety, consistent target practice will help the child respect and become comfortable with a firearm or bow. As I said earlier, with my children this took place at my in-law's

ranch. The first time out, make sure you shoot the gun one time to show him or her how loud it will be. Show them how to shoot. Be sure to take a soda can with you to shoot at, this demonstrates how that little bullet or arrow will put a hole in aluminum, which is stronger than your skin. This will make a big impression. Continue practicing at paper targets (or cactus like we did in Texas) until you decide that he/she is old enough to handle the gun or bow in a safe and skillful manner. You should to be sure that before you take your child on a hunt that he/she is skilled enough kill game and not wound it.

## 5. HOW YOUNG FOR THE FIRST HUNT?

In reality the decision to bring a child on their first hunt comes down to whether you feel they are ready and whether or not your child wants to go. Don't rush it. If he or she is mature enough to understand the outcome of the events and the reason for safety and handling the gun or bow AND they want to go, then take them. Once you decide they are ready, be sure to keep it entirely the child's choice and not yours to go on an actual hunt. If they don't want to go, be patient and wait. As in the case with my daughter, she never showed an interest in going on a hunt and she was never pressured to do so. She still enjoys the outdoors as much as the rest of the family.

## 6. THE HUNT

When hunting with children, it's important to be a hunter and not a killer. In the beginning, suppress your killing instinct and leave your gun at home so you can help your child. Remind them about what they have learned about safety, ethics and woodsmanship. Let them do the shooting; even if it means losing some game. Do your best to make those early experiences are exciting and fun. It's the best way to ensure the tradition of hunting is carried on. On the first hunt tell them that they are in charge of when it is time to leave the woods. This puts the control of time in their small hands. Before any shot is taken at an animal or bird you must explain that there will be blood, and sometimes movement and how both of you will take care of the animal to make sure nothing

goes to waste. After explaining, be sure they still want to go through with this.

## 8. MAKE IT ENJOYABLE

Quiet woods will only hold a child's attention for a little while and then they will look for something to do. Make sure they have plenty to eat and take something for them to do like word search books, crossword puzzles or Family Pastime Magazine. Also, make sure they stay warm; the hunt won't last long if they get cold.

## 9. ALWAYS BE THE TEACHER

Remember that passing along everything you know about the outdoors and hunting keeps them involved and will make them better woodsman and hunters. It may take 30 years or so but if they stay in the sport of hunting, your lessons and the example you set will probably be what they remember most.

The bottom line is the whole family can enjoy the outdoors and in the age of video games and 100's of channels on TV it is even more important to get our children outdoors and to experience nature. It's up to mom and dad to nurture their child's interest in the outdoors. Shooting firearms and hunting, although not for everyone is an extension of that enjoyment and will help continue this nations number one heritage. **FPT**

*Rick Beaulieu owns and operates an Outdoor Connection franchise in Kingsport, TN. Having turned his passion into a livelihood, he now arranges hunting and fishing adventures around the globe for fellow sportsmen, women and families. His website is www.TrophyHuntingAndFishing.com*

# SUDOKU HARD

**Instructions:** Fill in the grid so that every row, every column, and every 3x3 box contains the numbers 1 through 9 only once. Look in next month's issue for the answer to this month's puzzle.

				2	3		1	
8	2							9
			7		9			
6		4		1		9		
7			8		6			5
		8		3		1		6
			2		4			
	8						5	2
	1		6	7				

**Witch** *continued from page 20*

when a bunch of wild grapes freshly picked from a swampy thicket, dropped gently on the bed beside Mrs. Bell.

“Eat your grapes, Lucy. They’ll make you feel better,” the witch instructed.

Mrs. Bell’s recovery began almost at once.

But as Mrs. Bell improved, Mr. Bell’s health became worse. He complained of a strange affliction. At first he had the sensation of having a stick lodged crossways in his mouth. This was not too upsetting since it occurred infrequently and was of short duration, but as the witch’s hatred for him increased, this ailment grew in seriousness.

Mr. Bell’s tongue swelled until it filled his whole mouth, making it impossible for him to eat or speak for hours or even days at a time.

In addition, the witch tantalized him in other ways, sometimes snatching off his heavy work shoes, no matter how tightly the laces were tied, and slapping him with such force that his face showed the distinct marks of a handprint and ached for hours.

And all the while Kate boasted that she intended to put John Bell in his grave.

Finally Mr. Bell’s afflictions, coupled with the constant taunting threats of the witch, sent him to his bed, where he died on December 20, 1820.

His death, witnesses said, was caused by a potent poison which the witch boasted she had poured between his lips during the night. The poison was never identified (even the doctor called to attend the dying

man could not classify it), but when a few drops of liquid from the cloudy vial were placed on the tongue of a cat, the creature whirled around, sprang crazily into the air, keeled over, and died.

And the witch’s haunting laughter filled the room.

After the death of John Bell, Kate concentrated her devilment on young Betsy Ball.

Betsy, in her late ‘teens, was an unusually pretty girl, taller than average and with a graceful carriage. Her eyes were blue and sparkling, and her flaxen hair was long and quite wavy. She was a bright, intelligent girl, always praised by Professor William Powell for her fine school work, and she had a happy, sunny disposition. Or she had until the witch began tormenting her.

Betsy and Joshua Gardner, a handsome young man whom she had known since childhood, were deeply in love. Their plans for marriage displeased old Kate, and she alternately pleaded with Betsy not to marry Josh (“Please, Betsy Bell, don’t marry Josh”) and threatened her with dreadful consequences if she became his wife (“If you marry Josh Gardner, you will both regret it to the ends of your days”).

And so on Easter Sunday, 1821, Betsy returned to a heart-broken Josh Gardner the engagement ring she had accepted from him only the day

What instrument do skeletons play? TromBONE

Why didn't the skeleton cross the road? He had no guts

before. He left the community before the week was out, and the lovers never met again.

After a proper interval, Betsy married her former school teacher, William Powell, and the two apparently had a good marriage until his death seventeen years later. In 1875 Betsy moved to Panola County, Mississippi, to live with her daughter, and she died there in 1890 at the age of eightysix.

With the death of John Bell and the termination of the romance between Betsy and Josh, the witch’s evil reign in the Bell household ended.

But descendants of John Bell’s family still talk about the strange visitation of the witch and of the turbulent distress she caused.


### They call it “Our Family Trouble.” **FPT About the Author**

*Kathryn Tucker Windham grew up in Thomasville, Alabama, the youngest child in a large family of storytellers. She began her writing career reviewing movies for her cousin’s weekly newspaper, in exchange for a pass to the local theater.*

*After graduating from Huntingdon College, Mrs. Windham was a staff writer for The Alabama Journal in Montgomery and for The Birmingham News, following the death of her husband, Amasa Benjamin Windham, and after their three children (Kitti, Ben, and Dilcy) were all in school, she joined the staff of The Selma Times-journal. Her feature writing, reporting, and photography won top Associated Press awards for excellence.*

*Her books have led to many honors, including the Alabama Library Association’s non-fiction award, an honorary degree from Huntingdon College, and the 1985 “Living for America” award. Mrs. Windham still lives in Selma, where she does free-lance writing, collects folklore (also insulators, doorknobs, and dirt-dauber nests), and photographs the changing scenes of her native South. She is a nationally recognized storyteller and a frequent commentator on National Public Radio’s “All Things Considered.”*

Why does a witch ride a broom?  
The Vacuum cleaner’s power is cord it too short.  
What do they teach in witching school? Spelling.

**Dempsey's**  
  
**Simon G.**  
*Always Surprising!*  
 1904 Knob Creek Road  
 Landmark Village • 282-5510  
 dempseysgoldsmiths.com  
 Monday - Friday 10am - 5:30pm  
 Saturday 10am - 3pm

## SPRINGBROOK COMMONS STORAGE

328 E. Springbrook Drive - Johnson City, TN 37604  
 SUMMER STORAGE SPECIALS

**BOATS - WATERCRAFT  
 TRAILERS - R.V.S**

Call Now For Pricing and Availability 423-773-8970  
 24 Hour Access - Gated - Lighted - Office on Site  
 Storage Unit sizes NOW available:  
 5x10 10x10 10x20

Commercial and Personal Units  
**SPECIAL ON 10X10 AND 10X20 UNITS!!!**

Put Magnet here

# BIG ORANGE

Put Magnet here

## 2006 Football Schedule



Date	Opponent	Location	TV	Time	Outcome
Sept. 2	California	KNOXVILLE	ESPN	5:30 PM	W 35-18
Sep. 9	Air Force	KNOXVILLE	PPV	7:00 PM	W 31-30
Sep. 16	Florida	KNOXVILLE	CBS	8:00PM	L 21-20
Sep. 23	Marshall (hc)	KNOXVILLE	PPV	4:00PM	W 33-7
Sep. 30	Memphis	Memphis	ESPN	TBA	W 41-7
Oct. 7	Georgia	Athens	ESPN	7:45	
Oct. 21	Alabama	KNOXVILLE	TBA	TBA	
Oct. 28	South Carolina	Columbia	TBA	TBA	
Nov. 4	LSU	KNOXVILLE	TBA	TBA	
Nov. 11	Arkansas	Fayetteville	TBA	TBA	
Nov. 18	Vanderbilt	Nashville	2:00	TBA	
Nov. 25	Kentucky	KNOXVILLE	2:00	TBA	
Dec. 2	SEC Championship	Atlanta	CBS	6:00	

Cut along dotted line and put on fridge by placing magnets in designated areas.

Why don't angry witches ride their brooms?  
They're afraid of flying off the handle

Who won the skeleton beauty contest?  
No body

Who did Frankenstein take to the prom? His ghoul friend

What kind of mistakes do spooks make? Boo boos

**Help support the only local publication dedicated to families.**

**Advertise your business in Family Pastime Magazine. Call Floyd at 423.773.3064.**

### Edward Jones

#### Lindsey Wortman

Investment Representative  
2020 Northpark, Ste. 1F  
Johnson City, TN 37604  
Bus. 423-929-2066  
Toll-free 866-929-2066  
Fax 423-926-0800



www.edwardjones.com

Serving Individual Investors Since 1871

**YOU HAVE A CHOICE!**  
WHEN THE DOCTOR SAYS HOME HEALTH OR PRIVATE DUTY SERVICES CHOOSE



434-5130 • Johnson City  
638-1994 • Greeneville

9 Worth Circle Ste. 100  
Johnson City, TN 37601

1-800-772-1978

ASK YOUR DOCTOR TO REFER YOU TO PROCARE

There is only *one*...



Brayden



Matthew

Cassidie



*Close to home.*



Ryan



Gaelen



**The Children's Hospital**  
AT JOHNSON CITY MEDICAL CENTER  
Mountain States Health Alliance



Danielle

*"That's where  
the doctors are  
for kids."*

Michael



Austin



**NACHRI**  
National Association of  
Children's Hospitals  
and Related Institutions

**The only Children's Hospital for our region.**

*Caring for 20,000 children annually at our region's only children's hospital.*

1.800.888.5551

 MOUNTAIN STATES HEALTH ALLIANCE  
*Bringing Loving Care to Health Care*

[msha.com](http://msha.com)