

MAY 2012

FREE



THE magazine for the **WHOLE** family Volume 7 Issue 10



Happy **MOTHER'S** Day!



IN THIS ISSUE:

- 3. Father Knows Jest
- 4. Home School
- 5. Events Calendar
- 6. Say What?
- 6. Money For College
- 7. Word Search
- 8. Creature Feature
-- Finding A Baby Bird
- 8. Farmer's Market
- 9. Bird Feeder Battle
- 10. Family Financial
- 10. Family Tech Support
---Back Up!
- 11. Family Recipes
- 12. Family Pet Spot
- 12. New Outdoor Space Approach
- 12. Family Crypto
- 13. Senior Time
- 14. Easy Being Green
- 15. Jr. Scientist --
Make Your Bottle Green House
- 16. Auto Bingo

HELP WANTED

Family Pastime Magazine
full and part-time sales positions.
 Mail your cover letter and resume' to:
 Sales Position
 Family Pastime Magazine
 P.O. Box 3161, TN 37602-3161
 Or e-mail it to:
editor@familypastime.com



THE magazine for the WHOLE family

Editor: Chris Joker

Publisher: Family Media Group LLC

Graphic Design, Magazine layout and website maintenance: Renderforge (renderforge.com)

Contributing writers:

Lisa Baughn, Georgia Teich, Michael Bloch

Advertising Sales:

Call 423-676-4323 or

E-mail sales@familypastime.com

How to contact us:

Phone: 423.676.4323

Fax: 866.824.0825

E-mail: editor@familypastime.com

To submit items for consideration:

e-mail editor@familypastime.com

Or mail them to:

Family Pastime Magazine

P.O. Box 3161

Johnson City, TN 37602-3161

Family Pastime Magazine, established in 2005, is a monthly publication of Family Media Group LLC in the Tri-cities, TN/VA., U.S.A. Distribution of this magazine does not constitute an endorsement of information, products or services. We reserve the right to reject any advertisement or listing, which is not in keeping with the publication's standards. Although every precaution has been taken to ensure the accuracy of published material, we cannot be held responsible for opinions expressed or facts applied by authors. Opinions expressed are not necessarily those of Family Pastime Magazine or Family Media Group LLC. In no event shall unsolicited material subject this publication to any claim for holding fees or other charges. Family Pastime Magazine reserves all rights. Reproduction in whole or in part without written permission is prohibited.

Basic Subscription Rate:

For a mere \$22, we will request that a uniformed government employee hand deliver the next 12 issues to a mailbox near you. Send payment to:

Family Pastime Magazine

P.O. Box 3161 Johnson City, TN

37602-3161 or

order online at

www.familypastime.com

MAY WEEKLY OBSERVANCES

- Wildflower Week: 6-12
- PTA Teacher Appreciation Week: 6-12
- Children's Book Week: 7-13
- Universal Family Week: 10-16
- Tourism Week: 12-19
- Nursing Home Week: 13-19
- Reading is Fun Week: 13-19
- Salute to Moms 35+ Week: 13-19
- Return To Work Week: 13-19
- Bike to Work Week: 14-18
- Etiquette Week: 14-18
- Hospital Week: 14-19
- New Friends, Old Friends Week: 15-21
- Police Week: 15-21
- Transportation Week: 15-21
- World Trade Week: 15-21
- EMS Week: 15-21
- Safe Boating Week: 19-25
- Backyard Games Week: 21-25

- Old-Time Player Piano Week: 25-28
- Hurricane Preparedness Week: 27-6/2
- Bread Pudding Recipe Exchange Week: 1-7
- Update Your References Week: 1-7
- Wildlife Film Week: 5-12
- Be Kind To Animals Week: 6-12
- Children's Mental Health Week: 6-12
- Choose Privacy Week: 6-12
- Drinking Water Week: 6-12
- Flexible Work Arrangement Week: 6-12
- Goodwill Industries Week: 6-12
- Kids Win Week: 6-12
- Family Week: 6-12
- Hug Holiday Week: 6-12
- Nurses Day and Week: 6-12
- Occupational Safety & Health Day: 6-12
- Pet Week: 6-12
- Raisin Week: 6-12

MAY WEEKLY OBSERVANCES

- American Wetlands Month
- Arthritis Awareness Month
- Asian American & Pacific Islander Heritage Month
- Awareness of Medical Orphans Month
- Better Hearing & Speech Month
- Carrots and Cauliflower
- Clean Air Month
- Creative Beginnings Month
- EcoDriving Month
- Family Wellness Month
- Freedom Shrine Month
- Get Caught Reading Month
- Gifts From The Garden Month
- Go Fetch! Food Drive for Homeless Animals Month
- Grapefruit and Kiwi Month
- Haitian Heritage Month
- Heal the Children Month
- Healthy Vision Month
- Civility Awareness Month
- Jewish-American Heritage Month
- Latino Books Month
- Motorcycle Safety Month
- Barbeque Month
- Better Hearing Month
- Bike Month
- Egg Month
- Foster Care Month
- Good Car Keeping Month

- Hamburger Month
- Inventors Month
- Meditation Month
- Mediterranean Diet Month
- Mental Health Month
- Military Appreciation Month
- Moving Month
- Photo Month
- Physical Fitness & Sports Month
- Preservation Month
- Salad Month
- Salsa Month (the food)
- Smile Month
- Stroke Awareness Month
- Vinegar Month
- Youth Traffic Safety Month
- Older Americans Month
- Personal History Month
- Potatoes and Limes Month
- React Month
- Revise Your Work Schedule Month
- Skin Cancer Awareness Month
- Strike Out Strokes Month
- Sweet Vidalia Onions Month
- Teen CEO Month
- Tennis Month
- Ultra-violet Awareness Month
- Women's Health Care Month
- Young Achievers of Tomorrow Month
- Family Month

Instructions:

Sudoku Fill in the grid so that every row, every column, and every 3x3 box contains the numbers 1 through 9 only once. SUDO-KID-U: Fill in the grid so that every row, every column contains the numbers 1 through 4 only once. Super Sudoku is a 16 x 16 grid that uses numbers AND letters. Fill in the grid so that every row, every column, and every 4x4 box contains the numbers 0 through 9 and the letters A-F only once. Answers in next month's issue.

FATHER KNOWS BEST

By Chris Joker

So, I'm heading back from business out of town on a Friday evening when I get a text from my teenage daughter who is at work; "I have to take the ACT tomorrow". ACT- originally an abbreviation of American College Testing, I say originally because it quickly became "Acquiring a Calculator Test" for me. I text back, "What time?" "8:00 am", she replies. "Where?", I ask. "I don't know, I will find out after work." So far, really nothing to get excited about. I get home about 9:30 pm. I ask my daughter if she found out where the test is? "Not yet, I haven't gotten a text back from anyone. I also looked online and the website says I am not registered to take the test." "Didn't we register for that and didn't I give you money for that?" "I don't know. I thought we did?" I explained to her that she needs to go anyway because there might just be a mistake on the website. She explained that someone would text her in the morning to tell her where it is. She goes to bed. I ask her what time she wants to get up in order to make the test on time? "7:00, she says." I set my alarm for 6:30. I then get on the computer to try and figure this out. I discovered that there are two testing locations; Her High School and ETSU. I'm betting on her High School. I also discover they offer something called "Standby" for students who are not registered. However, you need to have an ACT account, fill in and print out a "Standby request form" and pay some ridiculous late, standby, we got you where we want you fee. Several hours later I have signed her up for an account and filled in and printed out the Standby Request Form. Apparently they would bill me or just take my house to cover the late fee. Nothing can go wrong. I go to sleep.

Saturday morning, 6:30. I awake and attempt to get my daughter moving. While she is getting ready, since a good breakfast is conducive to good test performance, I make a big breakfast for her. Eggs, Waffles, sausage, biscuits and fresh-squeezed orange juice. A little after 7:00 she walks into the kitchen and informs me that "I don't have a calculator for the test". You know, the test that starts in less than an hour. "What happened to your calculator?" I inquire. "I loaned it to my friend Hope and she lost it". Now in my mind I'm thinking, "Don't ya think it would have made sense to tell me

this oh, I don't know sometime when we might have MORE THAN LESS THAN AN HOUR before the test." I offer for her to use the nice solar calendar I got from the bank. She laughs. "I have got to have a special graphing calculator, I can get one at Wal-Mart on the way to the test." "But", I remind her "you need to be AT the test before 8:00." "I can make it." She grabs a piece of sausage and heads towards the door. So much for a good healthy breakfast. "Don't speed, drive carefully, put the calculator on your debit card, they should bill us for the test but if not, put that on your card too and we'll straighten it out later." "I hope I have enough in my account", she responds as she heads out the door. Now in the back of my mind a small voice says, "You should give her some cash, just to be safe." That would take too much time, I think. "Text me and let me know if you get into the test." She's off. I go back upstairs to try and figure out what to do with all that food. 20 minutes later, the phone rings. It's my daughter. "Dad, my card was rejected." The little voice in my head starts with the "I told you sos" O.K. no worries. "Which calculator is it?", I ask as I try to maintain my cool. "I don't know a T.I. something?", She replies. "Well have them hold it for me, go to the test and I will get it and bring it to you there." She explains to me that a blonde woman will hold it for me behind the electronics counter. As often happens to me in these type situations since I don't have time to shower and change, I must go out in public in my Sponge Bob pajamas. I do, however, lace up my hiking boots. Good look, I think. I hop in the car and manage to hit EVERY STINKING RED LIGHT!!!!!! On the way my daughter calls. "Where are you?" "Uh, on my way to Wal-Mart". "They are going to let me take the test "You can leave the calculator with Ms. Black in room 208.",

She says. "O.K. I'll be there as soon as I can". I get to Wal-Mart. Now you would think that at 7:50 in the morning you would be able to get a parking spot up front. Not so much. Hmm, park in the fire lane and risk getting towed or a ticket? Little voice in my head says, "Have you meet you? With your luck a truck will back up to you and block you in while it unloads." As much as I loathe listening to that little voice in my head, he was making sense. I parked like 20 rows back and sprinted for the store. You would think that a grown man running through Wal-Mart at 7:50 a.m. in SpongeBob pajamas and hiking boots would attract attention. Not really. I passed three similarly dressed men? On my way to electronics. I reached electronics and...hellllloooo? No one was there. I mean NO one. In a panic because my daughter just entered the testing area and agreed that I would pay the ridiculous late, standby, we got you where we want you fee without a calculator, I began yelling for some assistance, "Hello?.....Hello?.....anyone?" I went behind both electronics counters searching for the calculator that surely was waiting for me. I saw nothing. I went in that back secret Wal-Mart employees only room. I found an employee "Wanda" her name

Please see FKJ on page 13

MESSAGE

Date. . Today. Time. NOW!

To. . Business Owners

WHILE YOU WERE OUT

. Customers were looking for you

From. . Family Pastime Magazine

TELEPHONE. 423-676-4323

Telephoned	✓	Please Call	✓
Reaches your potential customers	✓	Has great rates	✓
Wants to see you	✓	Has an opportunity for you	✓

MESSAGE. GET YOUR MESSAGE IN . . .

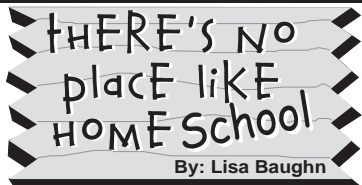
FRONT OF POTENTIAL CUSTOMERS

AND CLIENTS BY ADVERTISING IN

FAMILY PASTIME MAGAZINE

.

Operator. Chris Joker **URGENT** ✓



By: Lisa Baughn

Home School – Are You Primarily a Family or a School?

By Marianne Vanderkolk

It seems like we are stuck with the term, “home school” and I will use it in my article just because we all know what we are talking about, but it really conveys the wrong idea. It makes us think that we are “doing school” at home. And for most of us, we are not.

All of life is education. Home education is a much more comprehensive term. We are instilling character, teaching worldview, developing life skills and growing in knowledge, enlightening the understanding and pursuing wisdom, and this is not happening between the set hours of 9 PM to 3 PM.

It is all day and night, every day, through holidays, sickness, excursions... yes... through all of life!

How can we educate as a family without home “schooling”?

We need to live life as a family. Yes, it is important (I believe) to structure our days and lives, but real life

mustn't be an interruption to our “schooling.” I am sure you are familiar with these famous education quotes:

- “The only thing that interferes with my learning is my education.” - Albert Einstein
- “My education was interrupted only by my schooling.” -Winston Churchill

We need to view the whole of our day as real learning opportunities. We often think

of interruptions in terms of the toddler needing our attention, or the computer breaking down, but these quotes above challenge us by saying that formal schooling is often the interruption to our education! The way in which we handle these times are just as important as teaching math and the reality of these events often cause us to learn far more.

As a family, we can break free from thinking in terms of school hours and school terms. As we home school, we need to remember that we are primarily a family and we can arrange our days and holidays to suit our family needs. For many years now, I have worked for 5 weeks and then had a one week break. This enables me to focus on a block of time and plan out a course of work. Then, I can home school solidly for the next five weeks. If my term was to go for ten weeks, I would find it really hard to keep up with those frustrating bits of housework that stare you in the face. I can keep going with my work for a solid five weeks, knowing that the overflowing cupboard will be dealt with in the next week.

We also need to remember not to measure productivity by “book work”. Education is not confined to books! Sometimes we may feel disappointed when we do not have a lot to show for our children’s efforts, but we must keep in mind that the nurturing and development of character will mostly come about through conversation and discussion and relationship building. The fruit of our efforts in educating our children should not be summed up in a score or a mark or a status or placement.

We don't have to follow a school's curriculum. We are a family. Through prayer, reading and research, we can set our own goals for our home-school and for our children's education. After all, the goals that one sets for their family determines what they will be studying. If music is a priority in your family, a goal you have set, then you will make time, find excellent teachers, and insure practice takes place – all because it is one of your goals. If you want your children to have a solid Christian worldview perspective, then you need to think carefully about what you teach, the materials you use and how the education you are giving displays the Lordship of Christ over all- and over all education. These decisions are for your family.

As a family, we are teachers who care about our children's weaknesses and struggles. It sounds ridiculous, but at times, I have found myself marking

work with the aim to find out what my children don't know - and ready to point out their deficiencies without the encouragement and kindness that should accompany my marking pen. At times I thought it was cheating to give my children the tricks and tips to get the right answer. Now, I understand that that is why we are there - we are home schooling them to be gentle with those who struggle and give them all the tools, tricks and tips to promote learning in their area of difficulty. It also means we are strict with those who are lazy and who don't give their best effort, and we need to look for ways to help the struggler and challenge and excite the child who never struggles. We do this because we care - about them and their character.

So, do we “home school”?

Yes - we provide an education for our children.

No - we live life and teach through the moments of each day. FPT

Visit Marianne Vanderkolk's at Design-Your-Homeschool.com - a Homeschooling guide to help you uniquely design-your-own homeschool to suit your family's goals. The website provides a step-by-step systematic guide which will help you plan and create the homeschool that suits the needs of your family and is in keeping with your goals, subject choice, and preferred methodology. Courtesy of: www.Homeschool-Articles.com

SUDO-KID-U 2 Rules page 2

4		
	2	
		3
1		

SUDOKU Medium

Instructions on page 2

	4						5	
9		8		2		3		7
	2		3		1		9	
			7	9	4			
1		9		8		4		5
			1	5	2			
	9		8		5		3	
2		5		3		9		8
	3						7	



Fun Family Events

MAY



NOTE: Every effort is made to assure the accuracy of events and dates. Please double check with the sponsor before attending an event. Submit information on upcoming events by the 15th of the month prior to: events@familypastime.com or Family Pastime EVENTS P.O. Box 3161, TN 37602-3161

1. Amtrak Day, Batman Day, Global Love Day, May Day, Mother Goose Day
JCPL Two's* Time (age 2) 10 am, Preschool Pals* (age 3-5) 11 am
2. Great American Grump Out, Roberts Rule of Order Day
JCPL Two's Company, age 2, 10 am, Preschool Storytime, age 3-5, 11 am
3. Garden Meditation Day, Lumpy Rug Day, Two Different Colored Shoes Day
JCPL Two's Company, age 2, 10 am, Preschool Storytime, age 3-5, 11 am
4. Intergalactic Star Wars Day, Space Day, Firefighters Day, Tuba Day, Respect for Chickens Day
5. Cinco de Mayo, Cartoonists Day, Kentucky Derby, Scrapbooking Day, Totally Chipotle Day, Midwives' Day
6. Buddah Day, No Diet Day, No Homework Day, World Laughter Day
7. Accountant's Day
JCPL Tale to Tail!* Grade 1-5 read to a Certified Listening Dog for 15 minutes. 4-6
8. V E Day, Teacher Day, No Socks Day
JCPL Two's* Time (age 2) 10 am, Preschool Pals*(age 3-5) 11 am
9. School Nurse Day. Donate A Day's Wages To Charity, Night Shift Workers Day
JCPL Two's Company, age 2, 10 am, Preschool Storytime, age 3-5, 11 am
10. Windmill Day
JCPL Two's Company, age 2, 10 am, Preschool Storytime, age 3-5, 11 am
11. Eat What You Want Day, Child Care Provider Day, Military Spouse Appreciation Day
12. Birthmother's Day, Hug Your Cat Day, Nurses Day, Limerick Day, Babysitters Day, Miniature Golf Day, Nutty Fudge Day, World Belly Dance Gray, Daniel Boone High School 9th Annual Kid Power Day: Empowering Kids for Success 10am to 2pm. Event more than 70 exhibitors, outdoor activities and events. free to park, free to get in and free to register for dozens of giveaways.
JCPL Learning Spanish with Chamo* All ages welcome. 10am
- Bluff City, Auction and Flea Market benefiting Boys&Girls Club at the Tri-Cities Flea Market on Hwy 11E. Flea market 8am till 5pm and auction from 2pm till 3pm.
13. Mother's Day, Frog Jumping Day
Hands On! Mothers enjoy FREE admission to the mu-

- seum from 1:00 pm to 4:00 pm.
14. Chicken Dance Day
JCPL Tale to Tail!* Grade 1-5 read to a Certified Listening Dog for 15 minutes. 4-6
 15. Day of Families, Chocolate Chip Day
JCPL Two's* Time (age 2) 10 am, Preschool Pals*(age 3-5) 11 am
 16. Sea Monkey Day, Biographer's Day
JCPL Two's Company, age 2, 10 am, Preschool Storytime, age 3-5, 11 am
 17. Telecommunications Day
JCPL Two's Company, age 2, 10 am, Preschool Storytime, age 3-5, 11 am
 18. NASCAR Day, Pizza Party Day, I Love Reeses Day, Museum Day, Bike to Work Day
Sevierville's Annual Bloomin' Barbeque & Bluegrass Festival. Championship barbeque cook-off, concerts, kids games, great food and authentic mountain crafts. For more information, (888) 738-4378 or visit www.BloominBBQ.com.
Hands On! International Museum Day receive a FREE pass to return to Hands On! PLUS 5% off any membership purchases!
 19. Mike, The Headless Chicken Day, Artichoke Day, Armed Forces Day, Boys Club Day, Preakness Stakes, O. Henry Pun-off Day
Greeneville, 18th Annual Iris Festival in historic Downtown, award winning juried arts and crafts show featuring crafters from across the United States. Also a fantastic food court, an awesome Kids' Korner, storytelling, a dance stage and an entertainment stage, carriage rides through the historic downtown Greeneville area, a Miss Iris Festival Pageant, a Merchants Marketplace and much more. For more information, call 423-638-4111 or visit their website www.GreenevilleIrisFestival.com.
 - Sevierville's Annual Bloomin' Barbeque & Bluegrass Festival. Championship barbeque cook-off, concerts, kids games, great food and authentic mountain crafts. For more information, (888) 738-4378 or visit www.BloominBBQ.com.
 20. Neighbor Day, Eliza Doolittle Day
Greeneville, 18th Annual Iris Festival in historic Downtown, award winning juried arts and crafts show featuring crafters from across the United States. Also a fantastic food court, an awesome Kids' Korner, storytelling, a dance stage and an entertainment stage, carriage rides through the historic downtown Greeneville area, a Miss Iris Festival Pageant,

- a Merchants Marketplace and much more. For more information, call 423-638-4111 or visit their website www.GreenevilleIrisFestival.com.
21. American Red Cross Founder's Day, I Need A Patch For That Day
JCPL Tale to Tail!* Grade 1-5 read to a Certified Listening Dog for 15 minutes. 4-6
 22. Maritime Day
JCPL Two's* Time (age 2) 10 am, Preschool Pals*(age 3-5) 11 am
 23. Rhiannon's Birthday, Taffy Day, World Turtle Day
JCPL Two's Company, age 2, 10 am, Preschool Storytime, age 3-5, 11 am
Hands On! Little Luau Workshop*, 9:30-12:30 Assist in a volcanic eruption, make mini lava lamps, craft a paper lei, and more! A healthy snack will be included as well. Cost \$10 for members, \$12 for non-members. Ages 5-8. Payment is required with registration by Thursday, May 10th.
 24. Brother's Day, Tiara Day, Morse Code Day
JCPL Two's Company, age 2, 10 am, Preschool Storytime, age 3-5, 11 am, Lego @ the Library!* Age K-5th, Hear a story and build a project with Legos based on the theme. 4 pm-5 pm
 25. Cookie Monster's Birthday, Don't Fry Day, Tap Dance Day, Geek Pride Day
 26. Jazz Day, Shavout
JCPL Learning Spanish with Chamo* All ages 10am
 27. Indianapolis 500, Cellophane Tape Day
 28. Memorial Day, Sierra Club Day, Slugs Return From Capistrano Day
 29. Learn About Composting Day
JCPL Two's* Time (age 2) 10 am, Preschool Pals*(age 3-5) 11 am
 30. Loomis Day
JCPL Two's Company, age 2, 10 am, Preschool Storytime, age 3-5, 11 am
 31. Poobah's Birthday, Hug Your Cat Day, What You Think Upon Grows Day
JCPL Two's Company, age 2, 10 am, Preschool Storytime, age 3-5, 11 am

Mother's Dictionary of Meanings
Dumbwaiter: One who asks if the kids would care to order dessert.

Feedback: The inevitable result when the baby doesn't appreciate the strained carrots.

*Please Register : JCPL 434-4458 Hands On: 434-HAND
Bays Mt. (423)229-9447

www.mybusinesshasnowebsite.com



"MAKE NO BONES ABOUT"

Meaning

To state a fact in a way that allows no doubt. To have no objection to.

Example: "He made no bones about his unhappiness with his car's mileage."

Origin

This is one of those ancient phrases that we accept as an idiom but which seem rather odd when we later give it some thought. When we are trying to convey that we acknowledge or have no objection to something, why bring bones into it?

One suggestion is that the bones were dice, which were previously made from bone and are still called bones in gambling circles. However, to make no dice about it makes no sense. Also, in a 1542 translation of Erasmus's Paraphrase of Luke he discussed the command given to Abraham to sacrifice Isaac and wrote that 'he made no bones about it but went to offer up his son.' Erasmus wasn't noted for his visits to the gaming tables and would hardly have used betting terminology to discuss a biblical text.

Another possible origin is from 15th century England, if someone wanted to express their dissatisfaction with something, they didn't 'make bones about it', they used the original form of the phrase and 'found bones in it'. This is a reference to the undesirable discovery of bones in soup. In other words soup

with no bones was good, soup with bones was bad. If you found 'no bones' in your meal you were able to swallow it without any difficulty or objection. So, on the other hand, if someone wanted to show that they were dissatisfied with something, they would find bones in it.

The earliest citation of the phrase in print comes from the Paston Letters, which include a collection of texts from 1459 relating to a dispute between Paston and the family of the Norfolk soldier Sir John Fastolf. In the Paston Letters, which refers to the litigants finally accepting a verdict with no objection, Paston includes the line:

"And fond that tyme no bonys in the matere." Which translates to: "and found that time no bones in the matter"

'Making bones' is usually expressed in the negative. There are rare occurrences of people being described as 'making bones' about this or that, and an early example comes from Richard Simpson's The School of Shakspeare, 1878:

"Elizabeth was thus making huge bones of sending some £7000 over for the general purposes of the government in Ireland."
FPT

BLUE MOUNTAIN I.T. SOLUTIONS

Proudly Supporting 'Tri Cities' Small Businesses

- Network Problem Solving
- PC Support & Repairs
- Custom - Built Computers

Friendly - Experienced Technicians

www.bmits.com
support@bmits.com

SUDOKU- EASY Instructions: *On page 2*

8	3			2	4
	2	9	5		
9	6		5		3 7
		6 7 8			
	8 6	4 2 5	7 1		
		9 3 1			
2 3		1		4 5	
	1	4	8		
7	5		3	1	

Money For College

(NAPS)—Education pays. According to the U.S. Census Bureau, high school graduates average, in a working lifetime, \$1.2 million; college graduates, \$2.1 million. Getting the money to pay for an education, however, can seem daunting. Fortunately for many high school students, these tips may help:



religious or professional affiliations.

- Get government money--Fill out the Free Application for Federal Student Aid (FAFSA) form. It's online at www.fafsa.ed.gov, or call (800) 4-FED-AID to apply for grants, scholarships and loans from the U.S. government. Just remember, male students, 18 and older, must be registered with Selective Service to be eligible for Pell Grants, College Work Study, Guaranteed Student/PLUS Loans and National Direct Student Loans. Registration forms are at the post office and online at www.sss.gov. FPT

- Start early on sophomore year, students should begin collecting and organizing applications, recommendations, test scores, essays and transcripts.
- Know who you --Certain college scholarships depend on ethnic,

What? You don't have a WEBSITE????

You may be losing business if you do not have a website.

It's a fact, more and more consumers are ONLY doing business with companies that have websites.

Well, hitch up that horse and buggy and let's get together and plan a web strategy to increase your sales.



Web Design

Interactive CD-ROM
Business Cards

Full service

423.676.4323 computer graphics

www.renderforge.com

- Mother
- Mama
- Nana
- Grandma
- Gramma
- Mommy
- Ma
- Flowers
- Love
- Hug
- Kisses
- Breakfast
- Caring
- Daughters
- Sons
- Family
- Grandmother
- Memories
- Home
- Dinner
- Matron
- Pamper
- Madre
- Spring
- Beach
- schools out
- Summer
- Play
- Mow The Lawn
- Garden
- Weeds
- Picnic
- Convertible
- Vacation
- Grill
- Barbecue
- Beach Umbrella
- Frisbee
- Sand Castle
- Kite
- Boat
- Fishing
- Hot Dogs
- Swimming
- Baseball
- Bicycle
- Sunscreen
- Paperbacks
- Lemonade
- Sweet Tea
- Corn on The Cob

G T P O H Z R F J N F T E P T M S O T G N I M M I W S H U Z
 S E I B X U S M Z G T H A A E Y D Q Q Q X G N Q H A R K I D
 W U G F U B E A C H T I J M C O N V E R T I B L E Q G H I H
 F R E H T O M D N A R G O X O S V H L E M O N A D E N Y I Z
 H F S E J K I T E J O R O E Z E P J Z O C Y R S K E I J K Y
 D M G S P R I N G Q I N D B T S A T S A T H K W T G H O M I
 H H A L M E V B P E M D J A K S O P R V U D H E W W S S C T
 A O U T A K O W S Q S P W S Z I O I L R O H S E U O I R K T
 M G O M R C A L Q E E A F E U K N Y G J S U P T H D F E I T
 D U S S I O W G Z G T P R B Z G C W W M L I I T G V R T O M
 N B C M U N N U V W I E C A E H D A Y I O C C E Y Z F H T J
 A V F A X N W H S D I R S L O A V P O S O Q N A K L E G U R
 R T X D B M S O T A O B G L G V P N Q U H X I O O L U U K M
 G W L R Z O N C S B I A O N R R A O O M C P C W L K C A E Z
 G V E E Z S C C R I E C D Z O V M I J M S R E I Z O E D Y W
 L E V W N Z K E F E M K T V W U P T I E P R R P J O B L R O
 F Z O K E E K D H O E S O J Y M E A O R S G G E K P R Q E Q
 U J L L W D E D W T O N H L E N R C V B L M R G N F A N H D
 X N G B I B G T J W N Y Z M V F U A V P Z Y W O F F B S T O
 K U Y M R P H Z K R R O O N J W B V B P J Z C L K V Q D O Q
 F T P F M E K F H J K H N F B E A C H U M B R E L L A E M D
 Y J M Y L E A F E O G K M R J I E E M R L D W X Y O J E T Z
 G F P A X A L K C V U F L V O B X G X L Y K Q T C Q B W Y X
 H P W I M T M C F D S M X Q C C R C M Y L I M A F F X K H G
 R N C G V A Z E Y A R Q O P V A U A P S R K Y N V O K E H Z
 K V V B L L M A P C S C C M M H S B G R A X A H E X J B S X
 R X H Q R F A V X N I T T M M Q C F P K G X L K H D X P Z D
 S C B G H N X V K H A B A I W Y A I Q N C A P V W N R K Z F
 W G E L T S A C D N A S T R E N N I D C S Y L H X D N A I E
 F N D D J P A R O N A N A R O W Z F R I S B E E R R Y D G C

Family Crypto-Time-Last Month's Answer

Good Idea: Finding Easter eggs on
 BBBO WQNF: SWKQWKR NFCINL NRRC BK
Easter. Bad Idea: Finding Easter eggs
 NFCINL XFQ WQNF: SWKQWKR NFCINL NRRC
on Xmas.

Plain: ABCDEFGHIJKLMNOPQRSTUVWXYZ
 Cipher: FX YQNSRTWZJAU K BDHL CI OEG PMV



NOW SHOWING:
Finding A Baby Bird

If the nest is easy to reach, it is OK to return the bird to the nest. Touching the baby bird will not make the mother abandon it because of a human scent. Most birds in your yard have a lousy sense of smell and picking these babies up does not deter the mother at all from caring for it. What you should be aware of is the trail you are leaving for other predators. Your scent may very well lead snakes, raccoons, opossums and other animals directly to the bird's nest.

If you do find a baby bird do not try to feed it or give it water. Some birds have a very particular diet, therefore giving them the wrong food could affect their development. Giving them water can be dangerous because it could go into its lungs instead of its stomach which may be fatal.

If the nest has been destroyed, you can construct a makeshift nest using a small basket or plastic container. Line the container with material from the old nest (if available) or dry grass or leaves. Wire your nest to a branch about 5 or 6 feet off the ground (out of reach of children or

predators) or place it securely in a branch fork near the old nest (if it's still there). Put little holes in the bottom of the container for proper drainage or rainwater will collect and drown the birds. Chances are the mother bird will locate the baby and feed it.



Identifying Juvenile Birds

The first step in determining what species of young bird you see is to be sure it is, in fact, a juvenile bird. Some adult birds look similar to fledglings, but these characteristics can help you be certain that you are seeing juvenile birds.

Bill Size: Juvenile birds often have bills that seem proportionally too large for their head. **Feather Length:** Young birds have not grown their full flight feathers, and the feathers on their wings and tail will be noticeably stubbier than on adult birds. **Color:** Many juvenile birds have drab, dull plumage that is similar to that of an adult female. **Eye Size:** Very young fledglings and nestlings have bulging eyes that seem too big for their head. **Behavior:** Young birds often try to draw the attention

PAT & JOHN HITECHEW
 Owners

(423) 282-3761

JACK MILLER BODY SHOP, LLC.

EST. 1948

FREE ESTIMATES

YOUR 5 STAR MUFFLER DEALER

200 WESLEY JOHNSON CITY, TN

of their parents. They may beg for food or flutter their wings, especially when near adults. They may also be uncertain in flight or may visit feeders but seem unsure of how to eat what is offered. **Determining Juvenile Bird Species** Identifying a baby bird is a challenge, but it can be rewarding to watch a young bird develop from an indeterminate fledgling to a fully mature and beautiful adult. To determine the young bird's species, watch for... **Geography:** It is easy to jump to conclusions about young birds being rare species. One of the first things to consider is the geography of where the bird is located and whether or not that is a nesting area of a common regional bird. Before declaring a juvenile bird as a member of a rare species, be sure it is not related to birds found commonly nearby. **Plumage:** While young birds will not have their adult plumage, coloration and markings, they should show some similarity to adult birds, particularly on the wings and tail.

If you cannot find the nest or the bird appears to be sick, injured or need nutrition OR if a pet dog or cat has brought you the baby in its mouth with the bird still alive, then call your nearest wildlife or wild bird rehabber. FPT



2012 Jonesborough Farmers Market

The Jonesborough Farmers Market Opens May 5th. This season the market will offer:

- ♦ Music each week
- ♦ A weekly drawing for a \$25

gift certificate to spend at the market,

- ♦ Will continue to accept debit, credit and EBT
- ♦ Each week there will be a free produce sampling for kids--kids just look for the "Kids try this" sign which will be posted at the farmer's booth offering the samples that week. FPT

Sudoku last month's Really Hard answer

1	3	9	2	6	4	5	7	8
2	4	6	7	5	8	9	1	3
8	7	5	3	1	9	4	2	6
5	8	4	6	2	1	3	9	7
9	6	2	4	7	3	8	5	1
3	1	7	8	9	5	2	6	4
6	9	3	1	4	2	7	8	5
7	2	8	5	3	6	1	4	9
4	5	1	9	8	7	6	3	2

Bird Feeder Battles: Winning The War Against Squirrels

(ARA) - For bird lovers, the sight of a bushy tail hanging off the side of a feeder means just one thing: war. Sure, squirrels have to eat, too, and no one wants to harm the persistent critters. But that doesn't mean you have to put up with squirrels scarfing down the seed you put out for the birds, damaging your feeders and bumping up your blood pressure. It's possible to discourage squirrels - and even outsmart them - with the right seed mix and some nature-friendly squirrel-control tactics.

Plant the seed

Birds, like people, are selective - even picky - when it comes to food. Seed is the best option to attract the most birds to your feeder. Unfortunately, squirrels also love seed. And while birds will sort through mixed seed to find what they like - and ditch the undesirable filler, like red sorghum, on the ground below the feeder - squirrels are not so picky. They'll eat the cast-offs on the ground and then move on to the good stuff in the feeder, and devour that, too.

To entice birds, avoid brands that wash or coat seeds with chemicals and mineral oil. Look for brands manufactured by companies that focus on bird feed, like Cole's, rather than treat it as a sideline business. Some feed mixes are full of cheap filler seeds, crop leftovers and the lowest quality oil sunflower. Cole's uses only high quality seeds, and each blend is designed to attract specific groups of birds.

Taste aversion - serving seed that birds find delicious, but squirrels consider downright distasteful - is an effective way to keep squirrels out of bird feeders. Check out a squirrel-proof birdseed blend that uses hot spicy flavor to repel squirrels. Cole's offers "hot" products that are designed to appeal to birds while dissuading squirrels. It's Hot Meats blend infuses top-quality sunflower meats with a Habanero chili pepper and Safflower oil that birds find delectable, but squirrels simply detest. Or, you can opt to add Flaming Squirrel Seed Sauce to any Cole's blend. It's a safe, effective and humane way to feed birds and thwart



squirrels. You can learn more at www.coleswildbird.com. Squirrel-proof your bird feeders

Another option is to try to make your feed less accessible to squirrels - although that can be hard to do since squirrels are smart problem-solvers. You may find the best results from a combination of methods, including:

- Locate feeders far from trees, wires, porches or other launching points to make it more difficult for squirrels to reach the feeder. Remember, squirrels can jump distances of 10 feet or longer. Mounting feeders on a smooth metal pole at least 6 feet high with no surrounding branches or bushes within 12 feet may also work.
 - Place a wire cage around the feeder with openings just large enough to admit birds but too small for squirrels to fit through. This can also help keep larger birds, such as starlings or pigeons, from accessing the feeder.
 - Try specially designed feeders that have doors which close when triggered by a squirrel's weight on the feeder. The doors keep squirrels from reaching the seed. And if you've had plastic feeders gnawed to destruction by squirrels, try switching to metal which they'll be less likely to chew through.
- If you can't beat 'em ...



Sometimes you just can't win the war and the squirrels refuse to leave. Or maybe you have a soft spot for those fluffy-tailed felons. When you can't convince squirrels to vacate your yard, another option is to serve them something they'll find even more appealing than bird seed. If you can lure them away from your feed, squirrels can be an amusing addition to your backyard landscape.

Squirrels love whole, dried corn-on-the-cob and loose dried corn. Cole's offers Critter Munchies, a blend of whole yellow corn, striped sunflower,

peanuts in the shell, black oil sunflower and raw peanuts. Serve on an open platform-style feeder. Or place an ear of dried corn on a stick. A stake or pinecone can be coated with peanut butter.

Set up your squirrel feeding station away from bird feeders and make it as easy as possible for the squirrels to access their feeder filled with temptations like nuts, corn and berries.

If you can make peace with the squirrels, these intelligent characters and their antics can be a welcome sight in your backyard. FPT

Mother's Dictionary of Meanings
 Hearsay: What toddlers do when anyone mutters a dirty word.
 Independent: How we want our children to be for as long as they do everything we say.

SUDO-KID-U 02
 Last month's Answers

4	2	3	1
1	3	2	4
2	1	4	3
3	4	1	2

SUDO-KID-U 1 Rules page 2

2			
4			3
			1





Day, Think of Lifetime Financial Moves to Help Kids

If you're a mother, you'll probably get some nice cards and flowers on Mother's Day. But of course, your greatest gifts are your children themselves. And since you want to see them happy and financially secure, perhaps you can use this Mother's Day as an opportunity to consider ways to help your children at various stages of their lives.

So, let's take a look at steps you can take:
When Your Children Are Young

- Teach them to be savers — Encourage young children to put away part of their allowance, or any money they receive for household jobs, in a savings account. Offer to match their contributions dollar for dollar.
- Help them become investors — Consider giving your children a few shares of stock in companies with which they are familiar. By following the movements of their stocks with them, you can explain how the markets work and how increasing share ownership is one key to helping build wealth.
- Contribute to a college savings plan — One of the best things you can do to boost your children's chances of success in life is to help them go to

Earth Day Lessons Can Apply To Investors, Too

This
Mother's

college. You've got several good college-savings vehicles available, such as a 529 plans, Coverdell Education Savings Accounts and custodial accounts. Your financial advisor can help you choose the vehicle that suits your needs and objectives.

- Maintain adequate life insurance — When it was just you, it was a good idea to have life insurance — but now that you have a child, it's an absolute necessity.

When Your Children Enter the Working World

- Encourage IRA contributions — An Individual Retirement Account (IRA) is a great retirement savings vehicle. As long as your children have earned income, they can contribute to an IRA, so you may want to help them "max out" on their contributions each year. While you can't directly contribute to a child's IRA, you can write a check to your child and encourage him or her to use it for funding an IRA.
- Make long-term care arrangements — If you needed long-term care, such as an extended nursing home stay, and you had inadequate financial preparations, the burden could fall on your children. Now is the time to consult with your financial advisor to begin preparing for possible long-term care costs.

When Your Children Reach Middle Age

Protecting Your (Digital) Valuables

great value and reliability. In a recent survey, nearly 55 percent of consumers said they do not back up or protect the digital content on their computer because either they don't know how or think it's too difficult. What makes this statistic more interesting is that nearly 60 percent of the same survey participants said they would miss their computers and its contents most if lost or stolen.

Today, the process of backing up important data on your computer is a simple plug-and-play process, so why take the risk?

There are a variety of inexpensive, reliable and easy-to-use solutions that are available to suit your lifestyle. For active and mobile consumers, the My Passport portable drives by WD are an ideal solution, small enough to fit in your pocket but large enough to store and protect thousands of photos, dozens of movies and



your entire music library.

My Book external hard drives offer larger capacities (up to 3 terabytes), sit on your desk and copy all your files for protection against computer crashes and general failures.

For the network-connected home, the My Book Live personal cloud device plugs directly into your wireless router and allows content stored on all computers in the home to be backed up on the single drive. And, because it is attached to your router, you can access all the content from your laptop, iPad, iPhone or other mobile device from anywhere in the world using WD's WD 2go mobile application for iOS, Android and laptops.

People insure cars, homes and lives. Using a digital storage device, such as those made by WD, can be a smart way to protect all your precious digital assets as well. For more information, visit www.wdc.com.

FPT



**PURELIFE
CHIROPRACTIC**

Dr. Christina Christiansen
Chiropractic Physician
Phone: 423-434-2080

217 E. Springbrook Dr. #1
Johnson City, TN 37601
www.purelifechiro.com

2020 Meadow View Pkwy. #110
Kingsport, TN 37660
Fax: 423-434-2185

- Communicate your financial situation and estate plans — Don't leave adult children in the dark as to your financial information. Share everything you can about how much you own, where you keep your assets and how you plan to eventually distribute them. By clearly communicating your situation and wishes now, you can avoid major problems later.
- Create a durable power of attorney — By creating a durable power of attorney, you can appoint another person, such as an adult child, to conduct your business and financial affairs if you become physically or mentally incapacitated. Such a move can help reduce stress your children may be feeling, while allowing them to make moves that can help preserve your finances.

Mother's Day commemorates the special bond that mothers have with their children. By following the above suggestions, you can help strengthen that bond throughout your lifetime. FPT

Provided By: Edward Jones Investment

**Family
TECH.
SUPPORT**



(NAPSI)—

Most

people have experienced that uneasy feeling when they lose something valuable: a ring, a phone, money, even a credit card. But how would you feel if you woke up one day to find that you'd lost your entire library of photos, videos or the digital music library you'd spent so much time—and money—creating? It could happen. In fact, if you ask the experts, it will happen. All computers will fail eventually. So what can you do about it?

Digital storage devices such as hard drives from Western Digital (WD) are one solution that provides

Kid Friendly Recipes



Bird's Nest Breakfast Cups

SUPPLIES:

- ➔ 12 turkey bacon strips
- ➔ 1-1/2 C egg substitute
- ➔ 6 TBS shredded reduced-fat Mexican cheese blend
- ➔ 1 TBS minced fresh parsley

HOW TO:

1. In a large skillet, cook bacon over medium heat for 2 minutes on each side or until partially set but not crisp.
2. Coat six muffin cups with cooking spray
3. Wrap two bacon strips around the inside of each cup.
4. Fill each with 1/4 cup egg substitute
5. Top with cheese.
6. Bake at 350 for 18-20 minutes or until set.
7. Cool for 5 minutes before removing from pan.
8. Sprinkle with parsley.

Cracker Jack Popcorn Balls

SUPPLIES:

- ➔ 3/4 C light corn syrup
- ➔ 1/4 C butter
- ➔ 2 tsp cold water
- ➔ 2 1/2 C confectioners' sugar
- ➔ 1 C marshmallows
- ➔ 5 quarts plain popped popcorn
- ➔ 1 cup shelled peanuts

HOW TO:

1. Heat a large saucepan over medium heat.
2. Add in the corn syrup, butter, cold water, sugar and marshmallows.
3. Heat and stir until the mixture comes to a boil.
4. Meanwhile in a large bowl, combine your popcorn and peanuts.
5. Carefully combine the hot mixture with the popcorn, get each and every kernel and peanut.
6. To make this easier you can rub some vegetable oil on your hands.
7. Shape the coated popcorn into balls before it cools.
8. Wrap with plastic wrap and store at room temperature.

Chipped chicken on a stick

SUPPLIES:

- ➔ 4 skinless, boneless chicken breasts halves - cut into 1/2 inch cubes
- ➔ 1 egg
- ➔ 2 TBS milk
- ➔ 2 C crushed potato chips
- ➔ Wooden Shish-K-Bob sticks

HOW TO:

1. Preheat oven to 350
2. Grease a baking sheet.
3. Crush potato chips onto a plate.
4. In a large bowl, whisk together egg and milk.
5. Dip the chicken cubes into the egg mixture, then coat well with potato chips.
6. Spread the nuggets onto the baking sheet.
7. Bake for 10 minutes.
8. Turn nuggets over, and bake for 10 minutes more, until golden brown.
9. Remove baking sheet from oven, and insert a stick into each nugget

Spaghizza

SUPPLIES:

- ➔ 1 (16 OZ) package spaghetti
- ➔ 1 (28 OZ) jar spaghetti sauce
- ➔ 1 (6 OZ) package sliced pepperoni
- ➔ 1 (6 OZ) can sliced black olives
- ➔ 1 (8 OZ) package sliced fresh Mushrooms
- ➔ 8 Oz. shredded mozzarella cheese

HOW TO:

1. Bring a large pot of lightly salted water to a boil. Cook spaghetti in the boiling water, stirring occasionally until cooked through but firm to the bite, about 12 minutes. Drain and transfer to a 7x11-inch baking dish.
2. Preheat oven to 350 degrees
3. Stir spaghetti sauce into pasta until coated
4. Add 2 to 3 layers of pepperoni, olives, and mushrooms on top of spaghetti.
5. Cover baking dish with aluminum foil.
6. Bake in the preheated oven until heated through, about 20 minutes
7. Uncover and sprinkle with mozzarella cheese.
8. Return to oven and continue baking until cheese is melted, about 10 minutes.

Meatloaf Cupcakes With Cheesy

Mashed Potato Frosting

SUPPLIES:

- ➔ 1/2 LBS ground beef
- ➔ 1/2 LBS ground pork
- ➔ 1/2 C bread crumbs
- ➔ 1 egg
- ➔ 1 TBS soy sauce
- ➔ Salt and pepper to taste
- ➔ 3 OZ crumbled blue cheese
- ➔ 2 potatoes, peeled and chopped
- ➔ 4 OZ cream cheese
- ➔ 1 C shredded cheddar cheese

HOW TO:

1. Preheat oven to 375
2. Spray a muffin tin with nonstick cooking spray and set aside.
3. In large bowl, mix together the beef, pork, bread crumbs, egg, soy sauce, one teaspoon of salt, one teaspoon of pepper and blue cheese until well combined.
4. Shape meat mixture into large balls and drop into each cup of the muffin tin. (If you have a few empty muffin cups, just fill those half full with water.)
5. Cook the meat Cupcakes for 25-30 minutes or until they're no longer pink in the center.
6. While the "Cupcakes" cook, boil the potatoes in a large saucepan filled with salted water for 15-20 minutes or until tender. Drain well.
7. Whisk the cream cheese and cheddar cheese into the potatoes until melted and fluffy.
8. Add salt and pepper to taste.
9. Place each meat Cupcake on a serving platter and "frost" with the cheesy mashed potatoes.

Mother's Dictionary of Meanings

Sterilize: What you do to your first baby's pacifier by boiling it, and to your last baby's pacifier by blowing on it and wiping it with saliva.

Top Bunk: Where you should never put a child wearing Superman jammies.

Last month's Easy Answer

1	4	2	3	6	5	7	9	8
6	9	8	7	1	2	3	5	4
7	5	3	9	4	8	1	6	2
5	7	4	1	2	9	6	8	3
3	2	6	5	8	4	9	7	1
9	8	1	6	3	7	2	4	5
4	1	9	8	7	3	5	2	6
2	3	5	4	9	6	8	1	7
8	6	7	2	5	1	4	3	9

SUDO-KID-U 01
Last month's Answers

1	4	2	3
3	2	1	4
2	3	4	1
4	1	3	2



Tips To Get Ready For A New Pet

(NAPS)—

Whether you're thinking of adopting a pet now

or in the future, it's never too early to prepare for your future family member. To ensure a smooth transition, it's helpful to plan for the arrival of your new pet by putting together a shopping list, reorganizing your schedule to make time for your pet and even participating in activities that allow your family to interact with animals now.

- Try a virtual pet—"The Sims 3 Pets," the newest offering from one of the world's most popular videogame franchises, will give your family the chance to care for—and even be—a virtual pet with personality traits and moods just like a real pet. Playing the game both entertains



and sheds light on the responsibilities of caring for a pet, including scheduled feedings, playtime, training and even dealing with your pet's unruly side. You can also take on the role of a pet to gain a new perspective and see the world through an animal's eyes. The Sims 3 Pets, available now for Xbox 360, PlayStation 3, Nintendo 3DS, PC and Mac, will virtually help you prepare for your new family member.

- Sponsor an animal—A great activity for the family is an adopt-an-animal package from a local zoo. By donating and registering for the adoption, you can foster a great relationship with animals while helping to

support them at the zoo. The donation is even tax deductible. Another great option to engage your family with animals is to donate to a non-profit organization such as the World Wildlife Fund (WWF) and help endangered species by adopting or sponsoring a particular animal with your family.

- Volunteer at a local shelter—A rewarding way to gauge your ability to care for a pet is to volunteer at a local animal shelter or rescue organization. Not only will you spend time with animals that need care and attention, but you and your family will also have the opportunity to bond directly with animals. It can prepare you for life with a pet or help determine if you are ready for the responsibilities of becoming a pet owner.

Preparing for your pet is incredibly important so that you can enjoy a happy and healthy life with your pet. For more information on The Sims 3 Pets videogame, visit <http://www.thesims3.com>. FPT

A New Approach To Outdoor Living Spaces

(NAPS)—An increasing number of homeowners are discovering that the comforts of home are no longer confined to indoor space. Fresh air, places to gather and room for play outdoors are high on the list of must-have amenities. In fact, a recent survey by "Better Homes and Gardens" revealed that 68 percent of homeowners consider outdoor living areas a top priority.

When you want to make the most of an open-air living space, the possibilities can be as wide open as the great outdoors.

- Take a whole-yard approach. Incorporate outdoor activities on all four sides of your home and select fence products that give your home the best curb appeal from every angle. CertainTeed offers a streamlined color palette that lets homeowners enjoy a picket-style fence in their front yard and a privacy fence in the backyard without compromising outstanding curb appeal.

- Improve your health. According to Harvard Medical School, spending time outdoors reaps important health benefits—boosting vitamin D, reducing stress and enhancing your overall mood. Use your outdoor living area as a place to exercise, play with your dog or recruit your neighbors for a baseball game.
- Consider a staycation. With a growing number of families opting to vacation at home, look for ways to transform outdoor areas into a vacation destination. Integrate sporting activities, such as volleyball or croquet, into your backyard. Rent a projector for an outdoor movie night. Grab a tent and build a campfire.
- Design your space with the environment top of mind. Take some time to research the products that will make up outdoor living areas. For example, CertainTeed vinyl and fiber cement siding are backed by a life-cycle assessment for a comprehensive look


- at the environmental impact of manufacturing, transporting and installing a product.
- Enjoy more downtime. Investing in durable, long-lasting products means less maintenance and hassle down the road. For example, EverNew LT decking comes with a 25-year stain and fade warranty, so you can permanently cross painting and staining off your to-do list. For more information or to find a contractor nearby, visit www.ctlivingspaces.com. FPT

SUDOKU HARD Rules page 2

			5		7		
	9	8				5	
7			9	3		6	
		6		1	2		5
			6	3	5		
1		9		4		6	
	2		1	6			3
	1				9	2	
		3		8			

Family Crypto-Time

In the encrypted phrase below each letter represents another letter (such as Q is actually A). The object is to decode the phrase. Through trial and error you will determine which letters replace which.



Y SJQFX CWQ YR Y HSJ S KYRVFX ZAYIX. JAF
JSYX VAFD ZFOVSYLTD HWNTXL V ASEF BSYX
RWQ CF.

~Calvin from Calvin and Hobbes (Bill Watterson)
Look on the Fun Family Events page for a clue. Look for the answer next month.

Fighting Foreign Lottery Fraud



(NAPS)—Older Americans and the people who care for them can protect their family and finances by learning more about new ways to avoid old scams. What Criminals Do

Often, the problem is a scam involving foreign lotteries. Americans have lost millions of dollars to these scams. These crimes can seriously affect the lives of their victims and their families.

The criminals tend to talk a good game and the elderly are often the target of foreign lottery scams. The scammers can “spooF” caller ID to make it look like they’re calling from the U.S. or even a government agency. The criminals may ask you to pay to play—by wire, check, money order or cash. They may try to get you to send money that’s just for “taxes and fees.” Scammers might even provide a check or money order as an advance on the winnings, with instructions to cash and return the proceeds in order to receive the winnings. That’s not a good idea; more than

just the odds are against you.

Fortunately, The United States Postal Inspection Service is out to stop these criminals—and you can help.

What You Can Do

If you or a loved one receives an unsolicited offer, Postal Inspectors recommend that you:

- Hang up the phone or delete the e-mail;
- Don’t give out personal or financial information to anyone over the Internet or phone;
- Never wire or send money to anyone, anywhere who says you have won a foreign lottery;
- Don’t let anyone pressure you into making an immediate decision;
- Never purchase anything until you get all information in writing.

What The Law Says

Foreign lotteries aren’t just a risky proposition for American consumers; under many circumstances, they are also illegal. A federal statute prohibits mailing lottery tickets, advertisements or payments to purchase tickets in a foreign lottery.

What’s Being Done

Combating foreign lottery fraud is a top priority for The U.S. Postal Inspection Service. Inspector Paul Krenn says if you suspect you’re a victim of a fraud or have received a suspected fraud through the U.S. mail, you should report it to www.deliveringtrust.com.

Learn More

You can find more information on fraud and how to avoid becoming a victim at that same site. FPT

Sudoku Really Hard Instructions: On page 2

				4	5		8
	4	7				1	
8	7				4		6
		6	2				7
9							1
3			9	5			
6		3				8	5
	2			6		4	
4		1	9				

FKJ

Continued from page 3

tag said. “Wanda, you gotta help me.” “You’re not supposed to be back here”, she said. “I know, I know, I know, but I need some help.” I explained the situation. “A blonde women, eh?” She said. “Hmmm, maybe that’s Tina, no Tina is at her Uncle Boo Boo’s birthday party today...Let see, blonde woman.....” “You know, Wanda”, I said “it really does not matter who it was, if you could just help me find the calculator.....” “Well, that’s not really my department.....” “Lady, Please!” So we start searching around the electronics department. She explains that she doesn’t even think there are any calculators in electronics “I’ve only seen those up on isle 17.” She asks me which one I need. “I don’t know a T.I. something.” Some High School looking boy over hears and tells me that, “It is probably a T.I. 84 or a T.I. 89 those are the ones for High School tests.” O.K., we have it narrowed down. “Forget electronics, let’s just go get one on isle 17” On the way to isle 17 I am thinking, I will just buy both of them and she can pick which one to use. “Which one you want”, Wanda asks. “Both, just give me both of them.” She rings them up. \$288.80. Seriously TWO HUNDRED

EIGHTY EIGHT DOLLARS! “Sir?, Sir?, you need to enter your PIN.” “Huminah, huminah..... Two.....Two.....Two....” “Yes, Sir the T.I. 89 is \$152.59 and the T.I. 84 is \$136.22”. As I enter my PIN I am thinking, well ONE of these is going to be returned REAL soon anyway.

I sprint to the car and head to the High School. In the parking lot I go through the same conversation with the little voice in my head and end up parking quite a ways away. Again, I sprint to my destination in my SpongeBob pajamas and hiking boots (a good look, I might add). I get to room 208.....NO Ms. Black. In fact, No one in the room (I’m not making this up). Crazy and panicked, I cross the hall and peer into the window of the closed door. Several, obviously distressed high school students stare back at me with concern in their eyes. The teacher looks at me and appears to be about to waver me away when she sees the look of panic in my eyes and two calculators in my hands. She opens the door a crack. Before she can speak I blurt out “Ms. Black, I NEED Ms. Black!” “Try over there” she says pointing across and down the hall. I enter and there she is “MS. BLACK.” I yell, out of breath. “I have a calculator for my daughter,

but I don’t know which one?” I manage to get out in a helpless tone. “Either one will work but the T.I. 84 is fine.” She hands me some scissors and I open the package. “Where are the batteries?”, she asks. “YOU HAVE GOT TO BE KIDDING ME!!!!!! A HUNDRED THIRTY SIX DOLLARS AND THEY CAN’T THROW IN THE LOUSY BATTERIES?????” Ms. Black very cautiously retrieved the scissors from me. “Don’t worry Mr. Joker, I’m sure I have some here somewhere. I’ll get this calculator to your daughter.” “Thank you”, I reply as I slink from the room. In the hall is another father distraught because his daughter also has no calculator. “I actually have an extra”, I explain. “You are a lifesaver. I will give you \$200.00 for it.” “Actually it’s only \$153.00”, I tell him. “No, I insist” he protests. “My daughter Hope actually had borrowed one but she lost it.” “Really, imagine that.” I said as I accepted his \$200.00. I thought I would explain to him later that he also owes me \$136.00 for the calculator his daughter lost. The batteries? That was his problem. FPT



Connecting Kids With Nature

By: Michael Bloch

Some of the fondest memories of childhood are my dad and I fishing. Just him and I, a couple of

fishing rods and the river. No radio, no DVD, no TV.

If we didn't catch a fish, it wasn't a problem. Those trips were adventures for me and I believe helped cultivate my awe of nature. They are also among my earliest memories of being concerned about pollution, in the form of trash that would be along the river bank.

I was also privileged to live next to a forest for much of my childhood. When I was old enough, I was allowed to play there. Times were different, no doubt about that.

It's a shame that so many children today don't get these learning opportunities and most of their nature education occurs via a screen.

TV - Environmental Friend And Foe

TV documentaries can be great thing for many age groups - for example, Sir David Attenborough's various series over the last few decades where he lets the animals and stunning camera work do most of the talking. Sir David's "Life On Earth" series in the early 80's was one of my TV viewing highlights of the week.

For children too young to venture out, TV can certainly be a positive influence environmentally speaking. I distinctly remember Sesame Street's "Willie Wimple" song about pollution from the 1970's impacting on me. Even though over 35 years has passed, I still remember many of the words. Unfortunately, nature documentaries and such these days are too often focused on computer animations and the "whoa!" factor - more fluff than substance. Not everything has to be an adrenalin hit and I'm dubious as to whether the jaded kids of today actually respond to it; or even absorb it when delivered in this way.

Regardless of programming quality; the best way to learn about nature is hands-on; whether it's in a local park, or out the back of beyond.

Nature Deficit Disorder

A UK report released this year found less than ten per cent of kids today play in wild places; down from 50 per cent a generation ago. The Natural Childhood report states the UK's population is increasingly exhibiting the symptoms of a modern phenomenon called 'Nature Deficit Disorder'.

A definition of Nature Deficit Disorder from the man who coined the phrase, Richard Louv in his 2005 book "Last Child in the Woods": "Nature Deficit Disorder describes the human costs of alienation from nature, among them: diminished use of the senses, attention difficulties, and higher rates of physical and emotional illnesses."

The Natural Child report discusses the harm done by Nature Deficit Disorder and the many benefits of allowing children between the ages of seven and 12 the freedom to explore the natural world.

Connecting with nature - or destroying it?

It's more than just allowing kids to explore the great outdoors though - it's how it's done that counts too.

I've just spent 4 days (again) enduring the sound of kids and their incredibly clueless, inconsiderate parents running around and around their bush blocks on noisy dirt bikes; basically burning gas for giggles and making sure everyone and everything within a two mile radius knew about it. Somehow they equate this activity with getting back to nature. Sure, they may be outside, but they aren't only missing out on *really* connecting to nature through their dirt bike riding, they are damaging it. They've chewed up roads and tracks, created tracks where none are meant to be, scared the heck out of animals that have then run in a blind panic into fences, generated hours and hours of noise pollution, wasted fuel, spewed emissions and other pollutants etc. etc. etc. - the list really does go on. I've talked to some of these kids (and their parents) over the last couple of years, attempting to convey to them the marvels of the creatures and plants in the area and more subtly (sometimes, not so), their sensitivity to human interference. They nod and smile and appear to get the idea, then get back on their bikes again to continue their destruction.

While getting kids to properly connect with nature doesn't mean they should be forced to undertake a vow of silence, don burlap sacks and sleep under the stars using rocks as pillows, it shouldn't involve excessive noise and destruction, nor be heavily dependent on technology. It should be an engaging experience, one that forces the senses and body to be used in a way they often aren't in our lives.

If the next generation only sees nature as something cool on a very fleeting and shallow level; as something

HELP WANTED

If you are interested earning a little extra money or in a full time position, Family Pastime Magazine is looking for you!

We are continuing to expand and find ourselves in the position of being able to offer **full and part-time sales positions.**

Mail your cover letter and resume' to:

Sales Position

Family Pastime Magazine

P.O. Box 3161

, TN 37602 or e-mail

editor@familypastime.com

easily trumped by or viewed via a noisy internal combustion engine or gadgets; then the planet is in even bigger trouble than we realize.

I'll end this article with a couple of quotes from Richard Louv's Last Child in the Woods:

"For a new generation, nature is more abstraction than reality. Increasingly, nature is something to watch, to consume, to wear - to ignore."

"If we are going to save environmentalism and the environment, we must also save an endangered species: the child in nature." FPT

SUPER SUDOKU Answer from last month

1	E	3	2	7	D	0	8	C	F	A	B	4	9	6	5
A	F	C	D	4	5	6	B	7	E	9	0	8	3	1	2
5	B	8	6	3	F	9	C	1	D	2	4	0	E	7	A
9	4	7	0	2	1	E	A	5	3	6	8	B	F	C	D
6	C	D	9	0	E	A	4	3	B	7	F	2	5	8	1
4	7	E	8	C	2	F	5	A	1	D	9	3	6	0	B
B	5	A	F	1	6	3	7	8	0	E	2	9	4	D	C
3	0	2	1	9	B	8	D	4	5	C	6	A	7	E	F
D	2	0	B	F	A	C	6	E	4	1	7	5	8	9	3
C	3	1	E	B	7	4	9	2	8	F	5	6	D	A	0
F	A	6	5	E	8	2	0	D	9	3	C	7	1	B	4
8	9	4	7	D	3	5	1	0	6	B	A	C	2	F	E
7	6	9	3	5	0	B	E	F	C	4	D	1	A	2	8
2	8	B	C	A	4	D	F	6	7	5	1	E	0	3	9
0	D	5	A	6	C	1	3	9	2	8	E	F	B	4	7
E	1	F	4	8	9	7	2	B	A	0	3	D	C	5	6



ALWAYS WEAR SAFETY GOGGLES (For instructions on how to make your own goggles go to familypastime.com and click on the "How To" link), READ ALL INSTRUCTIONS COMPLETELY BEFORE STARTING. OBSERVE ALL SAFETY PRECAUTIONS & ALWAYS HAVE ADULT SUPERVISION!

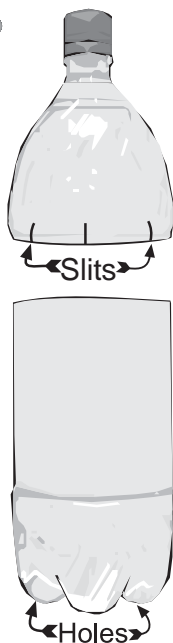
Make a 2 liter Bottle Greenhouse

SUPPLIES:

- 1 empty 2-liter drink bottle, washed and dried (clear if possible)
- Exacto knife or sharp scissors
- Potting soil
- Seeds (herbs, flowers, or even the seeds from a piece of fruit)
- Plate to hold the greenhouse and keep your tabletop dry
- Adult assistant

HOW TO:

1. Have your adult assistant cut the label from the bottle. Carefully cut the bottle in half so that the bottom (container) piece is deep enough to hold soil and plants.
2. Carefully cut a few holes into the bottom of the container to allow the water to drain



How does a green house work? Basically a greenhouse Or "green-bottle" in our case, works by maximizing the amount of sunlight that the plants receive without overheating them. The sunlight that goes through the transparent walls and roof are filtered, and solar energy is converted into thermal energy. The greenhouse collects sunlight and warms the air inside it. The soil and water inside the greenhouse absorb the heat drawn in and convert it into thermal energy. The thermal mass inside the greenhouse naturally regulates the temperature and provides a healthy atmosphere for the plants to grow. The atmosphere inside a greenhouse is warmer compared to the atmosphere in an unprotected environment. This way, the ideal temperature that the plants need in order to survive is maintained within the constraints of the greenhouse, allowing the continuous growth of the plants.

3. Fill the container with soil and plant seeds.
4. Water lightly.
5. Leave the cap on and put the top portion of the bottle back on the bottom portion.

steamy, you can remove the lid for a short period.

8. When your seedlings get big enough, transplant to the garden, and plant a new crop!

6. Tuck the inside the edges of the bottom portion into the top portion of the container. You may find it necessary to cut small slits in the upper portion to make it fit..
7. Place atop a waterproof plate in a sunny spot and water SPARINGLY. The lid retains moisture and heat, so your seeds should sprout quickly. Because the plastic is clear, you'll be able to see the roots beneath the surface of the soil. If the greenhouse gets too

SUPER SUDOKU Instructions: On page 2

		2	4		E	1	C	8	F	5		7	A			
		7	5			0	4			A	6			E	8	
6	A	8	C			7				2		0	4	1	F	
1		E		8			B	7				0		6	C	
			6		D	8			4	A			C			
F	E	D		3		0			C		7		5	A	1	
C	3			7	F		6	2		0	1				E	4
7			1			5	9	3	8				6			B
8			B			6	4	5	2			E				7
4	5			B	9		A	0		E	3				6	D
0	C	1		2		F			6		8			B	3	A
			9		8	D			1	F		5				
2		4		5			D	E			6			C		8
E	F	9	0		6					8			A	3	D	5
		1	C			B	E			5	3			0	4	
				6	3		2	A	0	4	D	7		B	1	

Last month's HARD answer

4	6	5	1	2	3	7	9	8
3	8	9	7	5	4	1	2	6
1	2	7	9	6	8	3	4	5
7	3	1	4	8	6	2	5	9
5	4	6	2	3	9	8	7	1
8	9	2	5	7	1	6	3	4
6	5	4	3	1	2	9	8	7
2	7	8	6	9	5	4	1	3
9	1	3	8	4	7	5	6	2

























Last Month's Medium answer

2	3	8	9	6	7	4	5	1
6	5	7	1	2	4	9	3	8
4	9	1	3	8	5	2	6	7
5	8	6	2	1	9	7	4	3
3	1	9	7	4	8	5	2	6
7	2	4	6	5	3	1	8	9
9	6	3	5	7	2	8	1	4
1	4	2	8	9	6	3	7	5
8	7	5	4	3	1	6	9	2

Rules:
 Play Family Pastime Auto Bingo by spying the items on your list. The first one to call out something he/she sees gets to claim it and mark it on their game card. Use a pen, pencil or crayon to mark through the items you have claimed. The winner is the first to spell BINGO or for added fun play "blackout" where the winner is the first to spy everything on their board. Cut or tear along dotted lines and give each player a game board.

Check out more fun at familypastime.com

B I N G O

 Bike	 Airplane	 Hospital	 Picnic table	 Boat
 Cow	 Jeep	 Barn	 Parking meter	 Ambulance
 Slide	 NO PARKING	free	 STOP Stop sign	 RR crossing
 Traffic cone	 School crossing	 Dog	 Camp trailer	 YIELD
 ONE WAY One Way	 School bus	 INTERSTATE 75 Inter State	 SPEED LIMIT 50	 Monster truck

fpt-01

Check out more fun at familypastime.com



















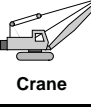





B I N G O

 American flag	 DETOUR Detour	 School	 FOR SALE	 Tractor
 Passenger bus	 Horse	 Swing set	 Ambulance	 NO U TURN
 Van	 RR crossing	free	 Re-cycling bin	 Convertible
 House	 Fire truck	 Train	 Drink machine	 Tow truck
 Beetle	 WRONG WAY	 Dump truck	 Church	 Street sign

fpt-02

Check out more fun at familypastime.com

























B I N G O

 Tractor	 Handicap	 Re-cycling bin	 NO U TURN	 Cement mixer
 SPEED ZONE AHEAD	 Train	 Bird	 Beetle	 Deer crossing
 18-wheeler	 Helicopter	free	 Jeep	 American flag
 Backhoe	 EXIT	 Van	 GAS	 Crane
 STOP Stop sign	 Bridge	 NO PASSING ZONE	 Airplane	 Mail box

fpt-03

Check out more fun at familypastime.com

B I N G O

 Hummer	 18-wheeler	 Motorcycle	 VW mini bus	 FOR SALE
 Deer crossing	 PASS WITH CARE	 INTERSTATE 75 Inter State	 Taxi	 School
 Stop light	 Passenger bus	free	 Cow	 Bike
 R.V.	 Church	 DO NOT ENTER	 Bull dozer	 Gas pump
 NO U TURN	 Boat	 Dumpster	 Traffic cone	 Bridge

fpt-04